

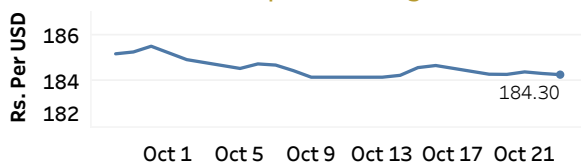


Real GDP 2020 Q1: -1.6% NCPI Y-o-Y Change (2013=100) Sep: 6.4% CCPI Y-o-Y Change (2013=100) Sep: 4.0%

Exchange Rates

23-Oct-20	TT Buying	TT Selling
Rs. Per Unit		
USD	182.1900	186.4900
GBP	236.9521	244.9563
EUR	213.7369	221.3223
JPY	1.7200	1.7999

Indicative USD Spot Exchange Rate



Source: Central Bank of Sri Lanka

Gold Price

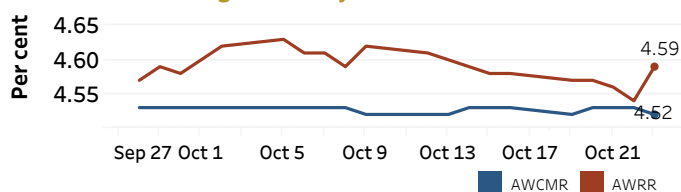


Source: Reuters

Money Market

Policy Rates: SDF Rate: 4.50% SLF Rate: 5.50% Bank Rate: 8.50% SRR: 2.00%

Overnight Money Market Rates



Yield Rates of T-Bills

	Primary Market 16-Oct-20	Secondary Market 22-Oct-20
91 Day	4.59	4.63
182 Day	4.71	4.71
364 Day	4.99	4.68

Overnight Liquidity (Rs. bn) 203.34 203.11

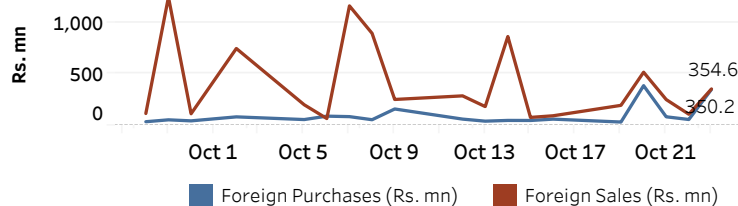
Source: Central Bank of Sri Lanka

Share Market

23-Oct-20	
ASPI	5,768.94
S&P SL20	2,297.88
Daily Turnover	Rs. 1,742.65 mn

Market Capitalisation PE Ratio
Rs. 2,511.16 bn 9.8

Foreign Purchases and Sales

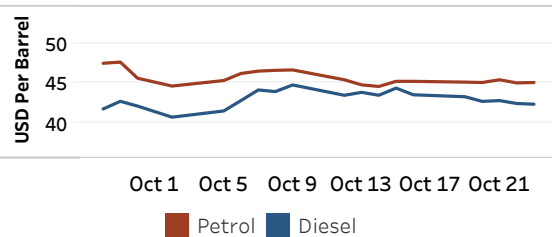


Source: Colombo Stock Exchange

Energy

Refined Oil Products - Singapore Market

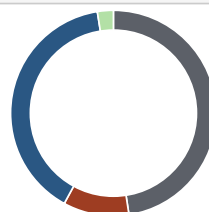
USD per Barrel	Petrol	Diesel
23-Oct-20	45.05	42.29



Source: Reuters

Electricity Generation

	23-Oct-20
Total Energy (GWh)	41.28
Peak Demand (MW)	2,417.10



Per cent	Source
47.6	Thermal Coal
10.4	Thermal Oil
39.6	Hydro
2.5	Wind

Source: Ceylon Electricity Board