

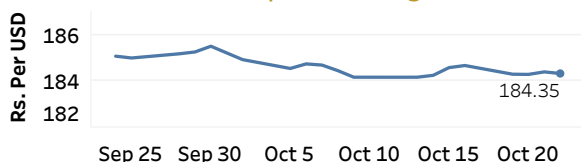


Real GDP 2020 Q1: -1.6% NCPI Y-o-Y Change (2013=100) Sep: 6.4% CCPI Y-o-Y Change (2013=100) Sep: 4.0%

Exchange Rates

22-Oct-20	TT Buying	TT Selling
Rs. Per Unit		
USD	182.1400	186.4400
GBP	237.9884	246.0138
EUR	214.4381	222.0465
JPY	1.7197	1.7995

Indicative USD Spot Exchange Rate



Source: Central Bank of Sri Lanka

Gold Price

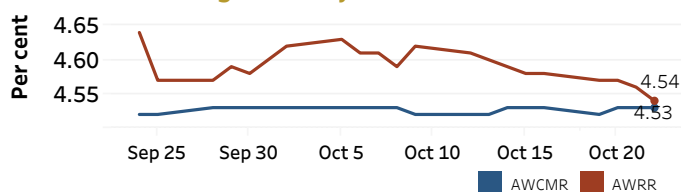


Source: Reuters

Money Market

Policy Rates: SDF Rate: 4.50% SLF Rate: 5.50% Bank Rate: 8.50% SRR: 2.00%

Overnight Money Market Rates



Yield Rates of T-Bills

	Primary Market	Secondary Market
	16-Oct-20	21-Oct-20
91 Day	4.59	4.63
182 Day	4.71	4.71
364 Day	4.99	4.68

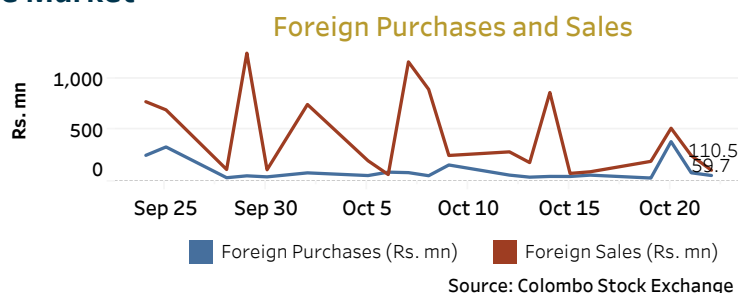
Overnight Liquidity (Rs. bn) 210.69 203.34

Source: Central Bank of Sri Lanka

Share Market

22-Oct-20		
ASPI	▲	5,771.89
S&P SL20	▲	2,294.89
Daily Turnover		
Rs. 2,274.01 mn		

Market Capitalisation	PE Ratio
Rs. 2,512.44 bn	9.8

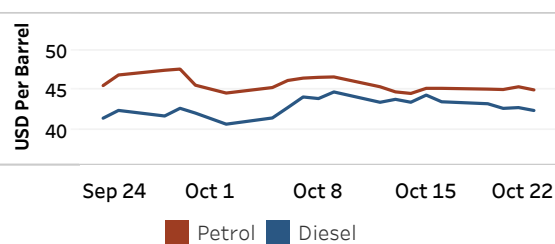


Source: Colombo Stock Exchange

Energy

Refined Oil Products - Singapore Market

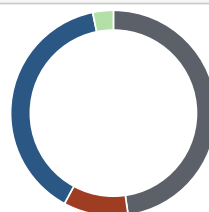
USD per Barrel	Petrol	Diesel
22-Oct-20	45.00	42.38



Source: Reuters

Electricity Generation

	22-Oct-20
Total Energy (GWh)	40.92
Peak Demand (MW)	2,395.25



Source	Per cent
Thermal Coal	47.7
Thermal Oil	10.2
Hydro	38.9
Wind	3.2

Source: Ceylon Electricity Board