

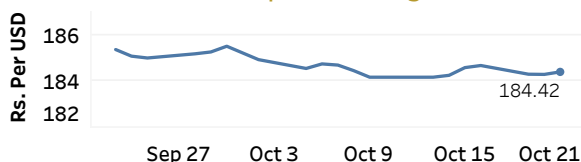


Real GDP 2020 Q1: -1.6% NCPI Y-o-Y Change (2013=100) Sep: 6.4% CCPI Y-o-Y Change (2013=100) Sep: 4.0%

Exchange Rates

21-Oct-20	TT Buying	TT Selling
Rs. Per Unit		
USD	182.3400	186.6600
GBP	235.6031	243.3335
EUR	214.7450	222.2613
JPY	1.7145	1.7889

Indicative USD Spot Exchange Rate



Source: Central Bank of Sri Lanka

Gold Price

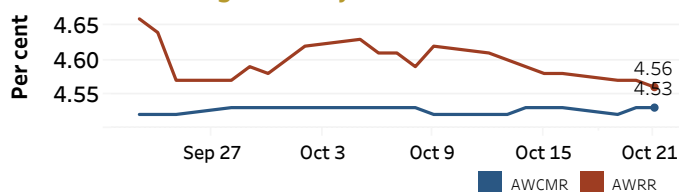


Source: Reuters

Money Market

Policy Rates: SDF Rate: 4.50% SLF Rate: 5.50% Bank Rate: 8.50% SRR: 2.00%

Overnight Money Market Rates



Yield Rates of T-Bills

	Primary Market	Secondary Market
	16-Oct-20	20-Oct-20
91 Day	4.59	4.63
182 Day	4.71	4.71
364 Day	4.99	4.98

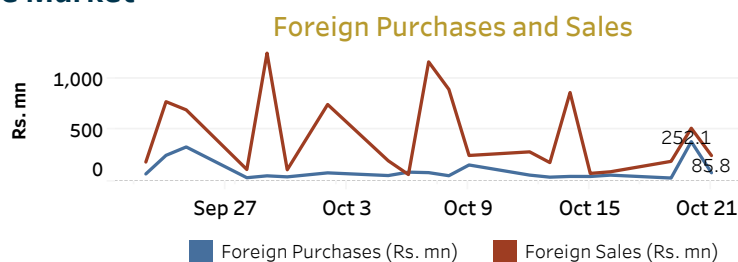
Overnight Liquidity (Rs. bn)	207.92	210.69
------------------------------	--------	--------

Source: Central Bank of Sri Lanka

Share Market

21-Oct-20	
ASPI	5,684.67
S&P SL20	2,287.60
Daily Turnover	Rs. 3,248.14 mn

Market Capitalisation	PE Ratio
Rs. 2,474.47 bn	9.6

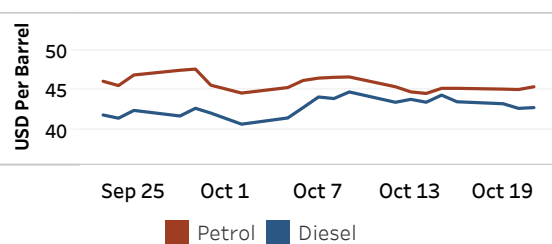


Source: Colombo Stock Exchange

Energy

Refined Oil Products - Singapore Market

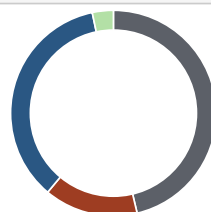
USD per Barrel	Petrol	Diesel
21-Oct-20	45.40	42.75



Source: Reuters

Electricity Generation

21-Oct-20	
Total Energy (GWh)	42.25
Peak Demand (MW)	2,390.20



Per cent	Source
46.3	Thermal Coal
14.7	Thermal Oil
35.7	Hydro
3.3	Wind

Source: Ceylon Electricity Board