

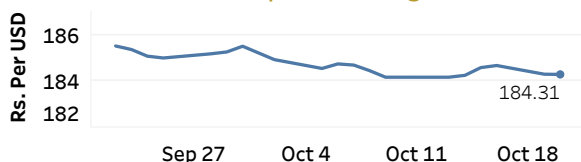


Real GDP 2020 Q1: -1.6% NCPI Y-o-Y Change (2013=100) Aug: 6.2% CCPI Y-o-Y Change (2013=100) Sep: 4.0%

Exchange Rates

20-Oct-20	TT Buying	TT Selling
Rs. Per Unit		
USD	182.1600	186.4800
GBP	234.8803	242.6021
EUR	213.2539	220.7399
JPY	1.7101	1.7844

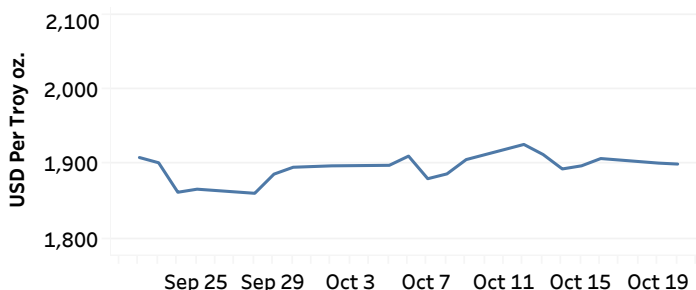
Indicative USD Spot Exchange Rate



Source: Central Bank of Sri Lanka

Gold Price

16-Oct-20	19-Oct-20	20-Oct-20
USD 1,907.30	USD 1,901.20	USD 1,899.92

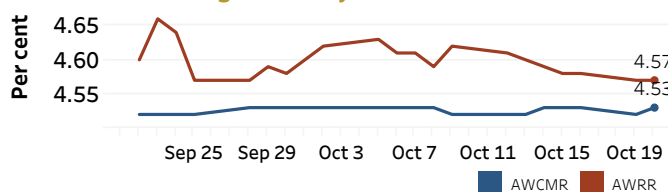


Source: Reuters

Money Market

Policy Rates: SDF Rate: 4.50% SLF Rate: 5.50% Bank Rate: 8.50% SRR: 2.00%

Overnight Money Market Rates



19-Oct-20 20-Oct-20

Yield Rates of T-Bills

	Primary Market	Secondary Market
	16-Oct-20	19-Oct-20
91 Day	4.59	4.62
182 Day	4.71	4.71
364 Day	4.99	4.98

Overnight Liquidity (Rs. bn) 175.68 207.92

Source: Central Bank of Sri Lanka

Share Market

20-Oct-20

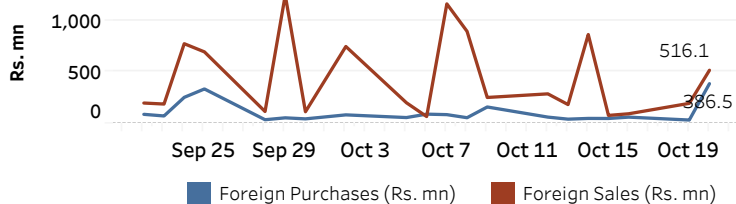
ASPI	▼	5,934.23
S&P SL20	▲	2,387.56

Daily Turnover

Rs. 2,258.36 mn

Market Capitalisation	PE Ratio
Rs. 2,583.11 bn	10.1

Foreign Purchases and Sales

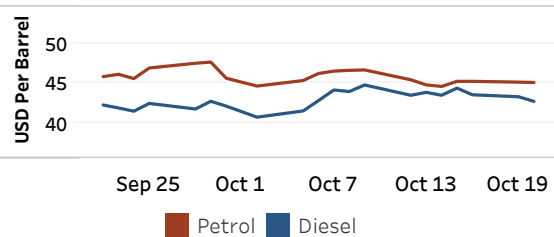


Source: Colombo Stock Exchange

Energy

Refined Oil Products - Singapore Market

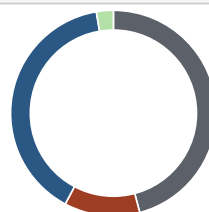
USD per Barrel	Petrol	Diesel
20-Oct-20	45.05	42.65



Source: Reuters

Electricity Generation

	20-Oct-20
Total Energy (GWh)	42.56
Peak Demand (MW)	2,461.50



Per cent	Source
45.9	Thermal Coal
11.9	Thermal Oil
39.6	Hydro
2.7	Wind

Source: Ceylon Electricity Board