

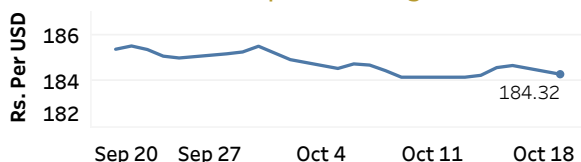


Real GDP 2020 Q1: -1.6% NCPI Y-o-Y Change (2013=100) Aug: 6.2% CCPI Y-o-Y Change (2013=100) Sep: 4.0%

Exchange Rates

19-Oct-20	TT Buying	TT Selling
Rs. Per Unit		
USD	182.1000	186.4200
GBP	234.5883	242.3035
EUR	212.1636	219.6417
JPY	1.7118	1.7861

Indicative USD Spot Exchange Rate



Source: Central Bank of Sri Lanka

Gold Price

15-Oct-20	16-Oct-20	19-Oct-20
USD 1,897.57	USD 1,907.30	USD 1,901.20

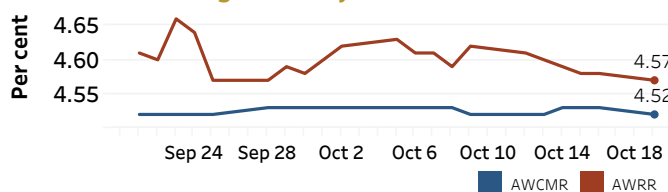


Source: Reuters

Money Market

Policy Rates: SDF Rate: 4.50% SLF Rate: 5.50% Bank Rate: 8.50% SRR: 2.00%

Overnight Money Market Rates



16-Oct-20 19-Oct-20

Yield Rates of T-Bills

	Primary Market	Secondary Market
	16-Oct-20	16-Oct-20
91 Day	4.59	4.62
182 Day	4.71	4.71
364 Day	4.99	4.98

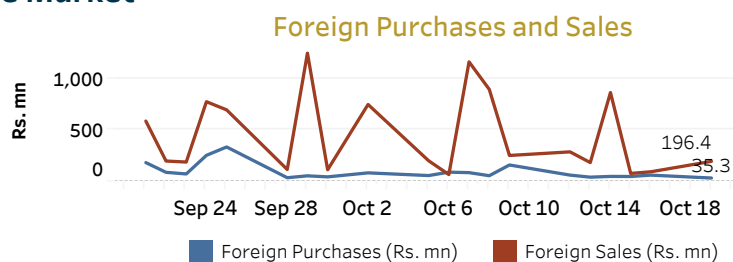
Overnight Liquidity (Rs. bn) 173.61 175.68

Source: Central Bank of Sri Lanka

Share Market

19-Oct-20		
ASPI	▲	5,946.08
S&P SL20	▲	2,382.72
Daily Turnover		
Rs. 2,542.38 mn		

Market Capitalisation	PE Ratio
Rs. 2,588.27 bn	10.1

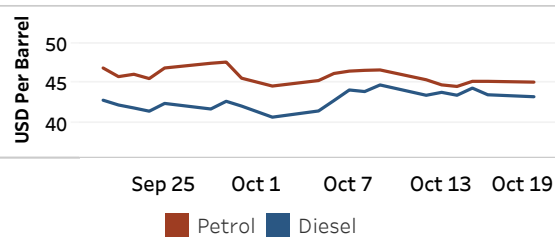


Source: Colombo Stock Exchange

Energy

Refined Oil Products - Singapore Market

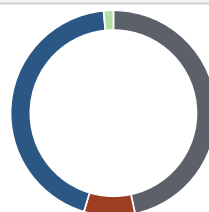
USD per Barrel	Petrol	Diesel
19-Oct-20	45.10	43.24



Source: Reuters

Electricity Generation

	19-Oct-20
Total Energy (GWh)	41.13
Peak Demand (MW)	2,456.30



Per cent
46.6 Thermal Coal
8.0 Thermal Oil
43.8 Hydro
1.5 Wind

Source: Ceylon Electricity Board