

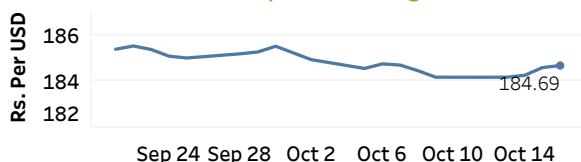


Real GDP 2020 Q1: -1.6% NCPI Y-o-Y Change (2013=100) Aug: 6.2% CCPI Y-o-Y Change (2013=100) Sep: 4.0%

### Exchange Rates

16-Oct-20	TT Buying	TT Selling
Rs. Per Unit		
USD	182.3800	186.7000
GBP	234.2343	241.9673
EUR	212.3403	219.8285
JPY	1.7167	1.7912

#### Indicative USD Spot Exchange Rate



Source: Central Bank of Sri Lanka

### Gold Price

14-Oct-20	15-Oct-20	16-Oct-20
USD 1,893.40	USD 1,897.57	USD 1,907.30

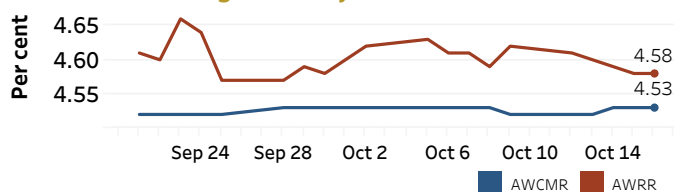


Source: Reuters

### Money Market

Policy Rates: SDF Rate: 4.50% SLF Rate: 5.50% Bank Rate: 8.50% SRR: 2.00%

#### Overnight Money Market Rates



15-Oct-20 16-Oct-20

#### Yield Rates of T-Bills

	Primary Market 09-Oct-20	Secondary Market 15-Oct-20
91 Day	4.57	4.64
182 Day	4.70	4.67
364 Day	4.99	4.62

Overnight Liquidity (Rs. bn) 183.80 173.61

Source: Central Bank of Sri Lanka

### Share Market

16-Oct-20

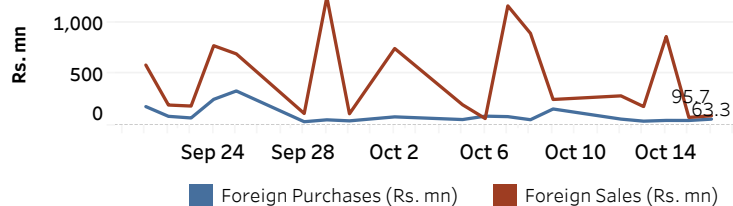
ASPI	▲	5,945.79
S&P SL20	▲	2,370.43

#### Daily Turnover

Rs. 3,606.80 mn

Market Capitalisation	PE Ratio
Rs. 2,588.14 bn	10.1

#### Foreign Purchases and Sales

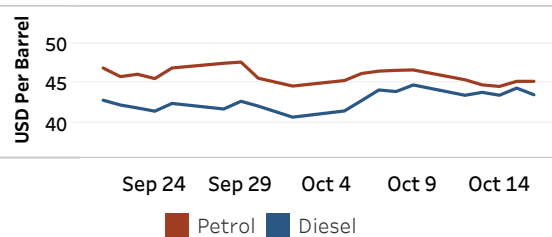


Source: Colombo Stock Exchange

### Energy

#### Refined Oil Products - Singapore Market

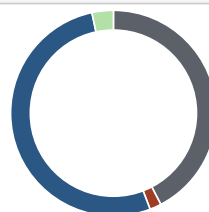
USD per Barrel	Petrol	Diesel
16-Oct-20	45.20	43.49



Source: Reuters

#### Electricity Generation

	16-Oct-20
Total Energy (GWh)	39.14
Peak Demand (MW)	2,356.90



Per cent	Source
42.4	Thermal Coal
1.8	Thermal Oil
52.4	Hydro
3.3	Wind

Source: Ceylon Electricity Board