

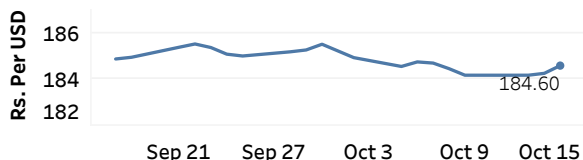


Real GDP 2020 Q1: -1.6% NCPI Y-o-Y Change (2013=100) Aug: 6.2% CCPI Y-o-Y Change (2013=100) Sep: 4.0%

Exchange Rates

15-Oct-20	TT Buying	TT Selling
Rs. Per Unit		
USD	182.5800	186.8800
GBP	236.4394	244.4237
EUR	213.2105	220.7831
JPY	1.7150	1.7945

Indicative USD Spot Exchange Rate



Source: Central Bank of Sri Lanka

Gold Price

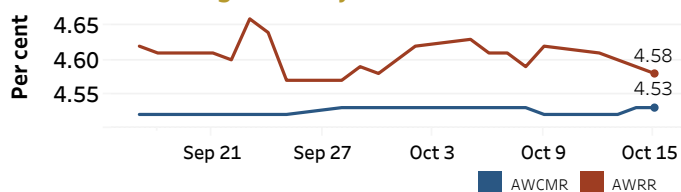


Source: Reuters

Money Market

Policy Rates: SDF Rate: 4.50% SLF Rate: 5.50% Bank Rate: 8.50% SRR: 2.00%

Overnight Money Market Rates



Yield Rates of T-Bills

	Primary Market 09-Oct-20	Secondary Market 14-Oct-20
91 Day	4.57	4.63
182 Day	4.70	4.67
364 Day	4.99	4.62

Overnight Liquidity (Rs. bn) 177.04 183.80

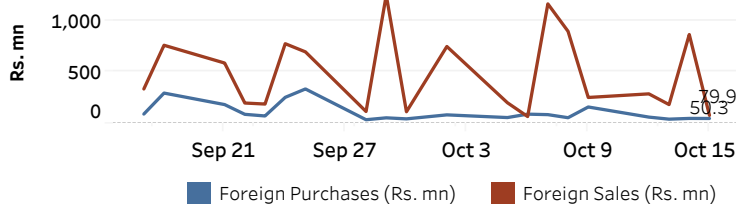
Source: Central Bank of Sri Lanka

Share Market

15-Oct-20	
ASPI	▲ 5,920.00
S&P SL20	▲ 2,366.14
Daily Turnover	
Rs. 3,465.16 mn	

Market Capitalisation PE Ratio
Rs. 2,576.91 bn 10.0

Foreign Purchases and Sales

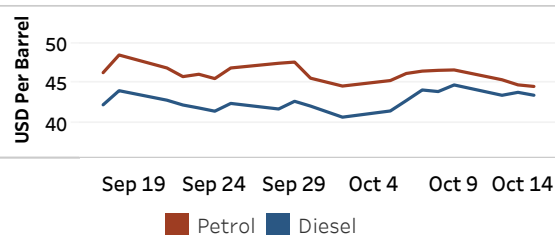


Source: Colombo Stock Exchange

Energy

Refined Oil Products - Singapore Market

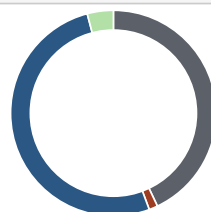
USD per Barrel	Petrol	Diesel
14-Oct-20	44.55	43.43



Source: Reuters

Electricity Generation

	15-Oct-20
Total Energy (GWh)	38.87
Peak Demand (MW)	2,359.80



Per cent
43.0 Thermal Coal
1.4 Thermal Oil
51.6 Hydro
4.1 Wind

Source: Ceylon Electricity Board