

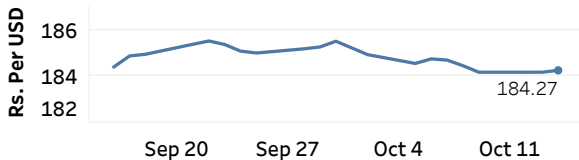


Real GDP 2020 Q1: -1.6% NCPI Y-o-Y Change (2013=100) Aug: 6.2% CCPI Y-o-Y Change (2013=100) Sep: 4.0%

Exchange Rates

14-Oct-20	TT Buying	TT Selling
Rs. Per Unit		
USD	182.1400	186.4600
GBP	234.6884	242.4063
EUR	212.7396	220.2337
JPY	1.7127	1.7870

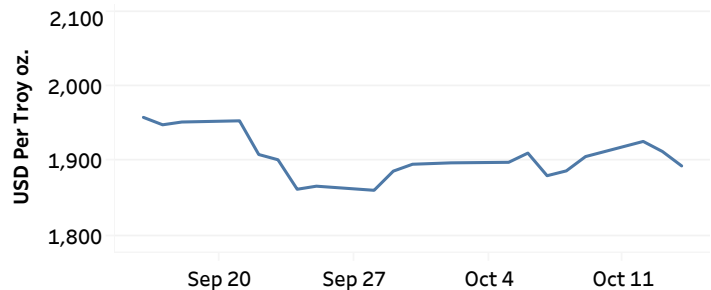
Indicative USD Spot Exchange Rate



Source: Central Bank of Sri Lanka

Gold Price

12-Oct-20	13-Oct-20	14-Oct-20
USD 1,926.14	USD 1,912.68	USD 1,893.40

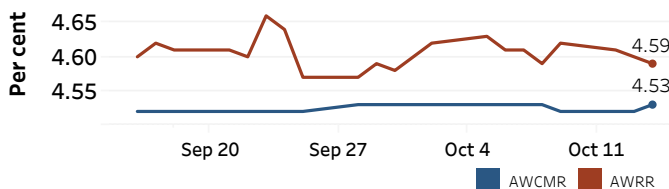


Source: Reuters

Money Market

Policy Rates: SDF Rate: 4.50% SLF Rate: 5.50% Bank Rate: 8.50% SRR: 2.00%

Overnight Money Market Rates



Yield Rates of T-Bills

	Primary Market 09-Oct-20	Secondary Market 13-Oct-20
91 Day	4.57	4.62
182 Day	4.70	4.69
364 Day	4.99	4.62

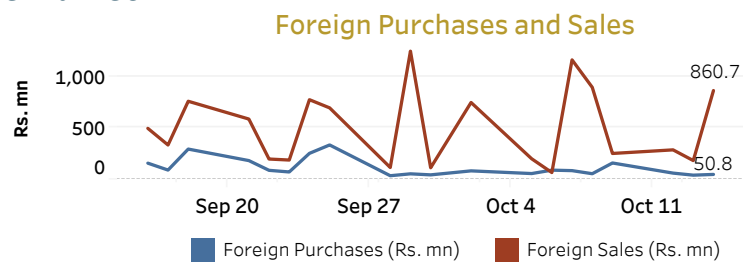
Overnight Liquidity (Rs. bn)	183.72	177.04
------------------------------	--------	--------

Source: Central Bank of Sri Lanka

Share Market

ASPI	▲	5,890.13
S&P SL20	▲	2,346.83
Daily Turnover		Rs. 5,505.70 mn

Market Capitalisation	PE Ratio
Rs. 2,563.92 bn	10.0

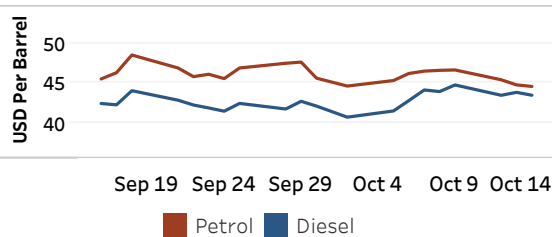


Source: Colombo Stock Exchange

Energy

Refined Oil Products - Singapore Market

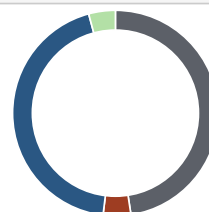
USD per Barrel	Petrol	Diesel
14-Oct-20	44.55	43.43



Source: Reuters

Electricity Generation

Total Energy (GWh)	39.04
Peak Demand (MW)	2,258.80



Source	Per cent
Thermal Coal	47.6
Thermal Oil	4.4
Hydro	43.9
Wind	4.2

Source: Ceylon Electricity Board