



Real GDP 2020 Q1: -1.6% NCPI Y-o-Y Change (2013=100) Aug: 6.2% CCPI Y-o-Y Change (2013=100) Sep: 4.0%

### Exchange Rates

13-Oct-20	TT Buying	TT Selling
Rs. Per Unit		
USD	182.0300	186.3500
GBP	236.5579	244.3151
EUR	213.5891	221.0882
JPY	1.7118	1.7861

#### Indicative USD Spot Exchange Rate



Source: Central Bank of Sri Lanka

### Gold Price

09-Oct-20	12-Oct-20	13-Oct-20
USD 1,905.92	USD 1,926.14	USD 1,912.68

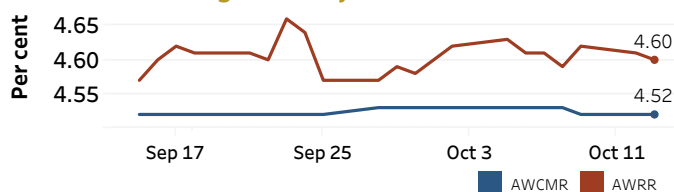


Source: Reuters

### Money Market

Policy Rates: SDF Rate: 4.50% SLF Rate: 5.50% Bank Rate: 8.50% SRR: 2.00%

#### Overnight Money Market Rates



#### Yield Rates of T-Bills

	Primary Market	Secondary Market
	09-Oct-20	12-Oct-20
91 Day	4.57	4.62
182 Day	4.70	4.69
364 Day	4.99	4.98

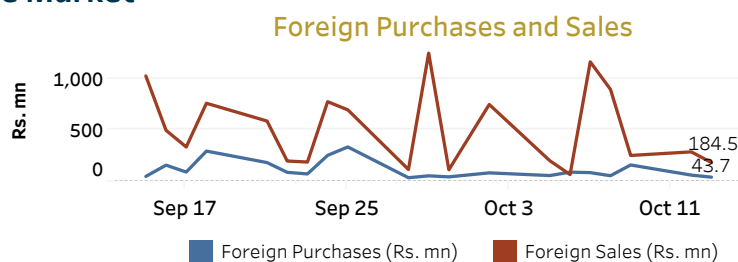
Overnight Liquidity (Rs. bn)	181.76	183.72
------------------------------	--------	--------

Source: Central Bank of Sri Lanka

### Share Market

13-Oct-20	
ASPI	5,802.97
S&P SL20	2,303.81
Daily Turnover	
Rs. 5,035.36 mn	

Market Capitalisation	PE Ratio
Rs. 2,525.97 bn	9.8

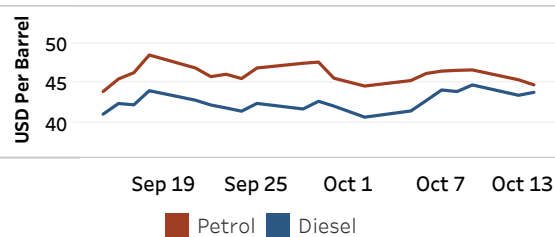


Source: Colombo Stock Exchange

### Energy

#### Refined Oil Products - Singapore Market

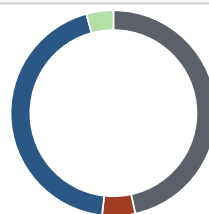
USD per Barrel	Petrol	Diesel
13-Oct-20	44.75	43.80



Source: Reuters

#### Electricity Generation

	13-Oct-20
Total Energy (GWh)	39.98
Peak Demand (MW)	2,354.10



Per cent  
46.6 Thermal Coal  
5.2 Thermal Oil  
44.0 Hydro  
4.2 Wind

Source: Ceylon Electricity Board