



Real GDP 2020 Q1: -1.6% NCPI Y-o-Y Change (2013=100) Aug: 6.2% CCPI Y-o-Y Change (2013=100) Sep: 4.0%

Exchange Rates

13-Oct-20	TT Buying	TT Selling
Rs. Per Unit		
USD	182.0300	186.3500
GBP	236.5579	244.3151
EUR	213.5891	221.0882
JPY	1.7118	1.7861

Indicative USD Spot Exchange Rate



Source: Central Bank of Sri Lanka

Gold Price

09-Oct-20	12-Oct-20	13-Oct-20
USD 1,905.92	USD 1,926.14	USD 1,912.68

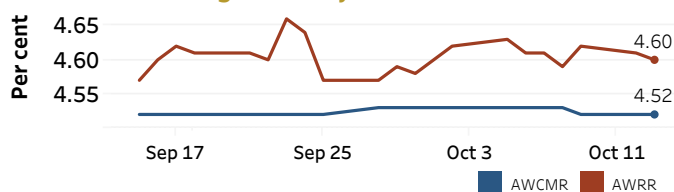


Source: Reuters

Money Market

Policy Rates: SDF Rate: 4.50% SLF Rate: 5.50% Bank Rate: 8.50% SRR: 2.00%

Overnight Money Market Rates



Yield Rates of T-Bills

	Primary Market	Secondary Market
	09-Oct-20	12-Oct-20
91 Day	4.51	4.62
182 Day	4.64	4.69
364 Day	4.89	4.98

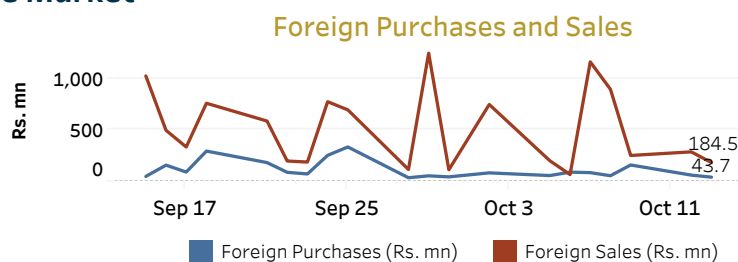
Overnight Liquidity (Rs. bn)	181.76	183.72
------------------------------	--------	--------

Source: Central Bank of Sri Lanka

Share Market

13-Oct-20	
ASPI	5,802.97
S&P SL20	2,303.81
Daily Turnover	
Rs. 5,035.36 mn	

Market Capitalisation	PE Ratio
Rs. 2,525.97 bn	9.8

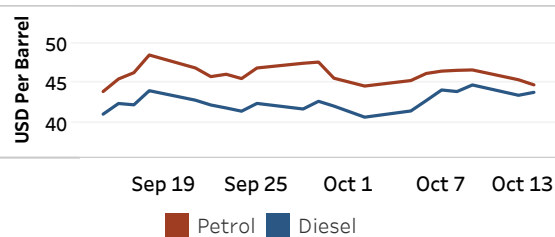


Source: Colombo Stock Exchange

Energy

Refined Oil Products - Singapore Market

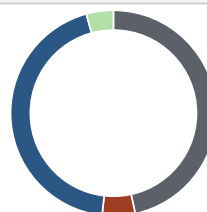
USD per Barrel	Petrol	Diesel
13-Oct-20	44.75	43.80



Source: Reuters

Electricity Generation

	13-Oct-20
Total Energy (GWh)	39.98
Peak Demand (MW)	2,354.10



Per cent	Source
46.6	Thermal Coal
5.2	Thermal Oil
44.0	Hydro
4.2	Wind

Source: Ceylon Electricity Board