

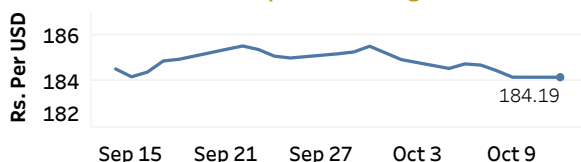


Real GDP 2020 Q1: -1.6% NCPI Y-o-Y Change (2013=100) Aug: 6.2% CCPI Y-o-Y Change (2013=100) Sep: 4.0%

### Exchange Rates

12-Oct-20	TT Buying	TT Selling
Rs. Per Unit		
USD	182.0300	186.3500
GBP	236.2371	243.9868
EUR	213.9765	221.4824
JPY	1.7087	1.7829

#### Indicative USD Spot Exchange Rate



Source: Central Bank of Sri Lanka

### Gold Price

08-Oct-20	09-Oct-20	12-Oct-20
USD 1,886.80	USD 1,905.92	USD 1,926.14

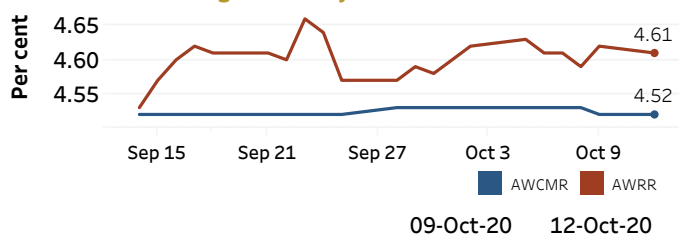


Source: Reuters

### Money Market

Policy Rates: SDF Rate: 4.50% SLF Rate: 5.50% Bank Rate: 8.50% SRR: 2.00%

#### Overnight Money Market Rates



#### Yield Rates of T-Bills

	Primary Market	Secondary Market
	09-Oct-20	09-Oct-20
91 Day	4.57	4.62
182 Day	4.70	4.69
364 Day	4.99	4.98

Overnight Liquidity (Rs. bn)	09-Oct-20	12-Oct-20
	185.47	181.76

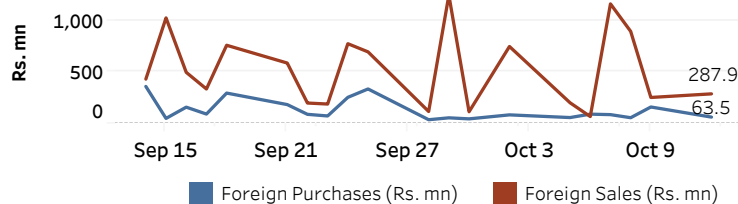
Source: Central Bank of Sri Lanka

### Share Market

12-Oct-20	
ASPI	5,841.05
S&P SL20	2,334.71
Daily Turnover	Rs. 3,795.91 mn

Market Capitalisation	PE Ratio
Rs. 2,542.55 bn	9.9

#### Foreign Purchases and Sales

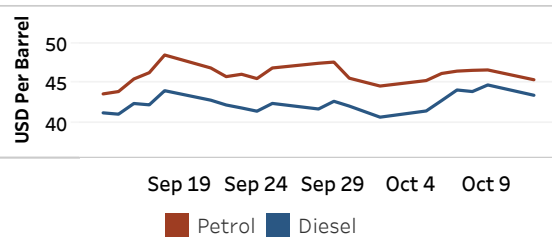


Source: Colombo Stock Exchange

### Energy

#### Refined Oil Products - Singapore Market

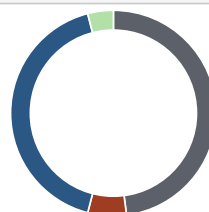
USD per Barrel	Petrol	Diesel
12-Oct-20	45.40	43.43



Source: Reuters

#### Electricity Generation

	12-Oct-20
Total Energy (GWh)	38.61
Peak Demand (MW)	2,362.70



Per cent	Source
48.0	Thermal Coal
6.1	Thermal Oil
42.0	Hydro
4.0	Wind

Source: Ceylon Electricity Board