

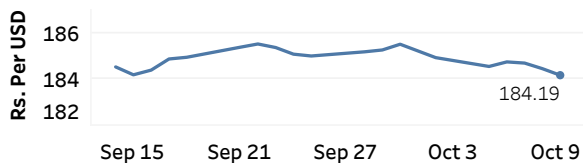


Real GDP 2020 Q1: -1.6% NCPI Y-o-Y Change (2013=100) Aug: 6.2% CCPI Y-o-Y Change (2013=100) Sep: 4.0%

Exchange Rates

09-Oct-20	TT Buying	TT Selling
Rs. Per Unit		
USD	182.0200	186.3400
GBP	234.9059	242.6300
EUR	213.2120	220.7107
JPY	1.7039	1.7780

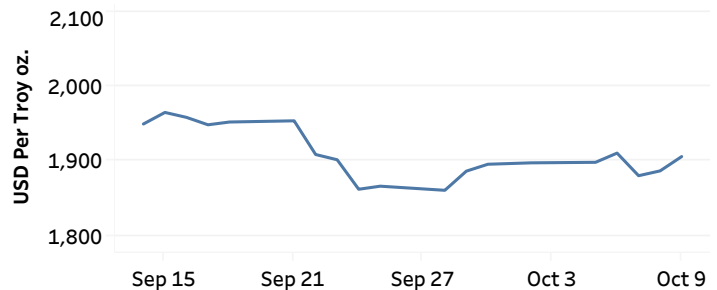
Indicative USD Spot Exchange Rate



Source: Central Bank of Sri Lanka

Gold Price

07-Oct-20	08-Oct-20	09-Oct-20
USD 1,880.35	USD 1,886.80	USD 1,905.92

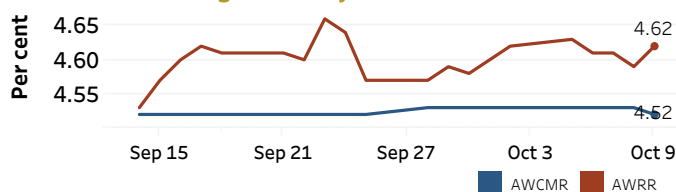


Source: Reuters

Money Market

Policy Rates: SDF Rate: 4.50% SLF Rate: 5.50% Bank Rate: 8.50% SRR: 2.00%

Overnight Money Market Rates



08-Oct-20 09-Oct-20

Yield Rates of T-Bills

	Primary Market 02-Oct-20	Secondary Market 08-Oct-20
91 Day	-	4.43
182 Day	4.64	4.36
364 Day	4.89	4.88

Overnight Liquidity (Rs. bn) 166.51 185.47

Source: Central Bank of Sri Lanka

Share Market

09-Oct-20

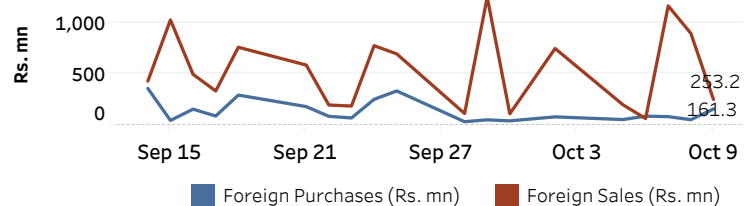
ASPI	▲	5,798.72
S&P SL20	▲	2,348.50

Daily Turnover

Rs. 3,052.77 mn

Market Capitalisation	PE Ratio
Rs. 2,524.09 bn	9.8

Foreign Purchases and Sales

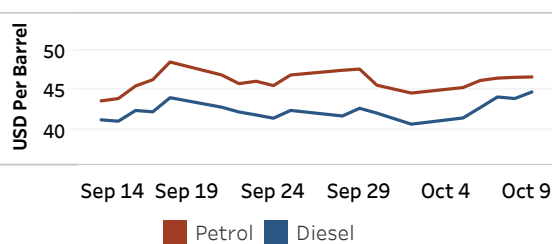


Source: Colombo Stock Exchange

Energy

Refined Oil Products - Singapore Market

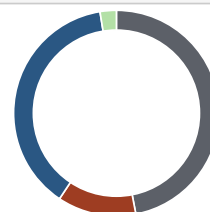
USD per Barrel	Petrol	Diesel
09-Oct-20	46.65	44.74



Source: Reuters

Electricity Generation

	09-Oct-20
Total Energy (GWh)	41.61
Peak Demand (MW)	2,321.70



Per cent
47.0 Thermal Coal
12.4 Thermal Oil
38.1 Hydro
2.5 Wind

Source: Ceylon Electricity Board