

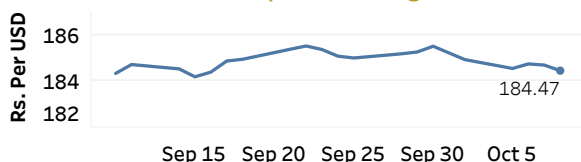


Real GDP 2020 Q1: -1.6% NCPI Y-o-Y Change (2013=100) Aug: 6.2% CCPI Y-o-Y Change (2013=100) Sep: 4.0%

Exchange Rates

08-Oct-20	TT Buying	TT Selling
Rs. Per Unit		
USD	182.1700	186.4900
GBP	234.5855	242.3026
EUR	213.2210	220.7108
JPY	1.7028	1.7768

Indicative USD Spot Exchange Rate



Source: Central Bank of Sri Lanka

Gold Price

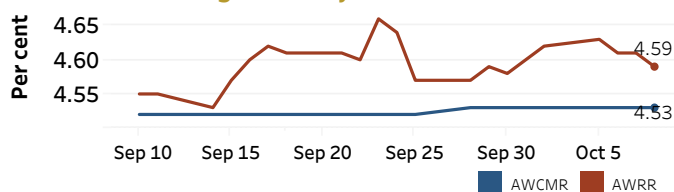


Source: Reuters

Money Market

Policy Rates: SDF Rate: 4.50% SLF Rate: 5.50% Bank Rate: 8.50% SRR: 2.00%

Overnight Money Market Rates



Yield Rates of T-Bills

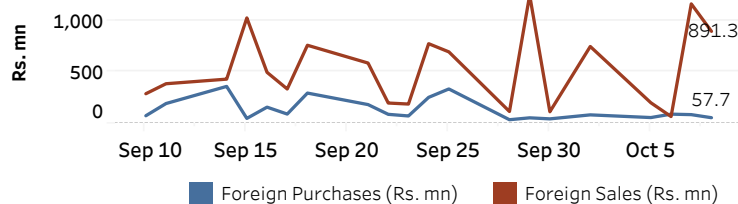
	Primary Market 02-Oct-20	Secondary Market 07-Oct-20
91 Day	-	4.38
182 Day	4.64	4.54
364 Day	4.89	4.88

Overnight Liquidity (Rs. bn)	149.67	166.51
------------------------------	--------	--------

Source: Central Bank of Sri Lanka

Share Market

Foreign Purchases and Sales



Source: Colombo Stock Exchange

08-Oct-20

ASPI ▲ 5,724.54

S&P SL20 ▲ 2,317.15

Daily Turnover

Rs. 2,900.04 mn

Market Capitalisation

Rs. 2,491.81 bn

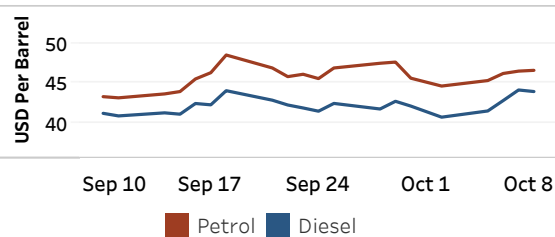
PE Ratio

9.7

Energy

Refined Oil Products - Singapore Market

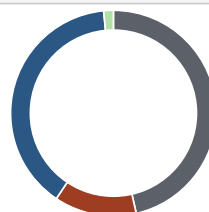
USD per Barrel	Petrol	Diesel
08-Oct-20	46.60	43.90



Source: Reuters

Electricity Generation

	08-Oct-20
Total Energy (GWh)	42.25
Peak Demand (MW)	2,469.10



Per cent
46.4 Thermal Coal
12.9 Thermal Oil
39.1 Hydro
1.5 Wind

Source: Ceylon Electricity Board