

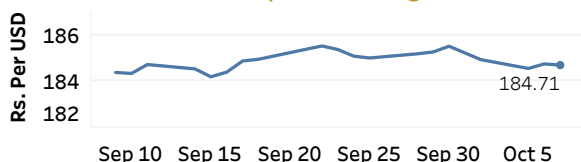


Real GDP 2020 Q1: -1.6% NCPI Y-o-Y Change (2013=100) Aug: 6.2% CCPI Y-o-Y Change (2013=100) Sep: 4.0%

Exchange Rates

07-Oct-20	TT Buying	TT Selling
Rs. Per Unit		
USD	182.4300	186.7500
GBP	234.0848	241.7898
EUR	212.8265	220.3209
JPY	1.7107	1.7850

Indicative USD Spot Exchange Rate



Source: Central Bank of Sri Lanka

Gold Price

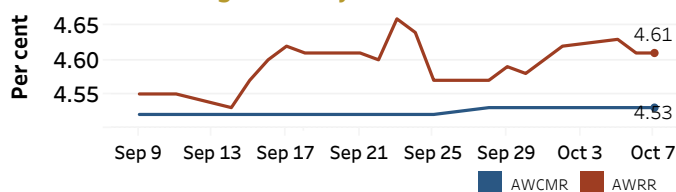


Source: Reuters

Money Market

Policy Rates: SDF Rate: 4.50% SLF Rate: 5.50% Bank Rate: 8.50% SRR: 2.00%

Overnight Money Market Rates



06-Oct-20 07-Oct-20

Yield Rates of T-Bills

	Primary Market 02-Oct-20	Secondary Market 06-Oct-20
91 Day	-	4.38
182 Day	4.64	4.54
364 Day	4.89	4.88

Overnight Liquidity (Rs. bn) 160.02 149.67

Source: Central Bank of Sri Lanka

Share Market

07-Oct-20

ASPI ▲ 5,553.22

S&P SL20 ▲ 2,272.89

Daily Turnover

Rs. 3,879.72 mn

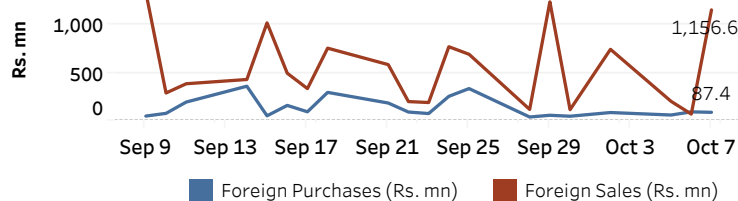
Market Capitalisation

Rs. 2,417.23 bn

PE Ratio

9.4

Foreign Purchases and Sales

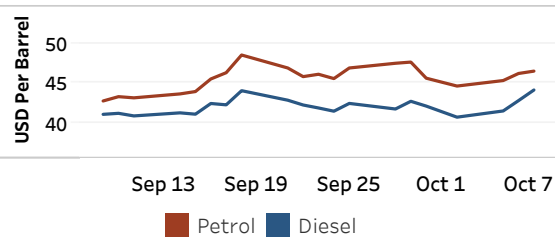


Source: Colombo Stock Exchange

Energy

Refined Oil Products - Singapore Market

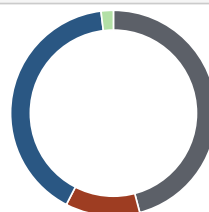
USD per Barrel	Petrol	Diesel
07-Oct-20	46.50	44.10



Source: Reuters

Electricity Generation

	07-Oct-20
Total Energy (GWh)	42.49
Peak Demand (MW)	2,445.90



Per cent
45.9 Thermal Coal
11.7 Thermal Oil
40.5 Hydro
1.9 Wind

Source: Ceylon Electricity Board