

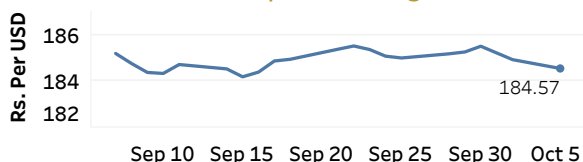


Real GDP 2020 Q1: -1.6% NCPI Y-o-Y Change (2013=100) Aug: 6.2% CCPI Y-o-Y Change (2013=100) Sep: 4.0%

### Exchange Rates

05-Oct-20	TT Buying	TT Selling
Rs. Per Unit		
USD	182.4300	186.7500
GBP	235.2497	242.9917
EUR	212.8736	220.3702
JPY	1.7127	1.7869

#### Indicative USD Spot Exchange Rate



Source: Central Bank of Sri Lanka

### Gold Price

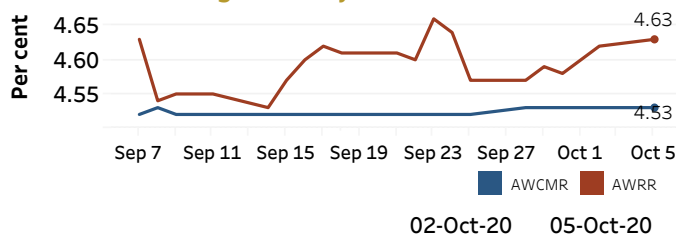


Source: Reuters

### Money Market

Policy Rates: SDF Rate: 4.50% SLF Rate: 5.50% Bank Rate: 8.50% SRR: 2.00%

#### Overnight Money Market Rates



#### Yield Rates of T-Bills

	Primary Market	Secondary Market
	02-Oct-20	02-Oct-20
91 Day	-	4.38
182 Day	4.64	4.54
364 Day	4.89	4.88

Overnight Liquidity (Rs. bn)      139.40      136.45

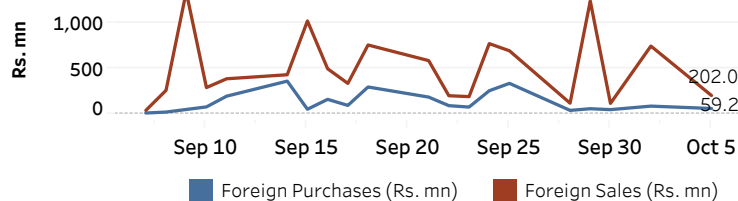
Source: Central Bank of Sri Lanka

### Share Market

05-Oct-20	
ASPI	5,587.18
S&P SL20	2,288.51
Daily Turnover	
Rs. 3,821.94 mn	

Market Capitalisation      PE Ratio  
Rs. 2,423.36 bn      9.4

#### Foreign Purchases and Sales

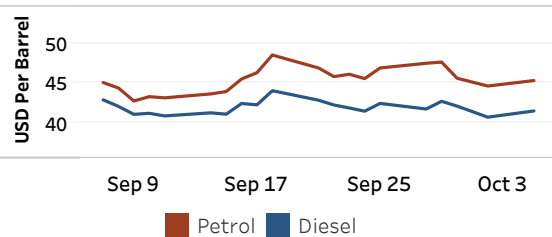


Source: Colombo Stock Exchange

### Energy

#### Refined Oil Products - Singapore Market

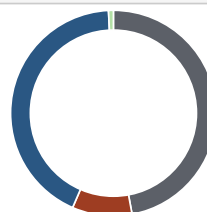
USD per Barrel	Petrol	Diesel
05-Oct-20	45.30	41.43



Source: Reuters

#### Electricity Generation

05-Oct-20	
Total Energy (GWh)	41.52
Peak Demand (MW)	2,470.80



Per cent	Source
47.1	Thermal Coal
9.4	Thermal Oil
42.7	Hydro
0.8	Wind

Source: Ceylon Electricity Board