

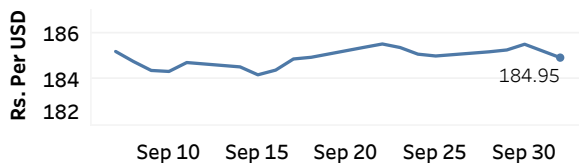


Real GDP 2020 Q1: -1.6% NCPI Y-o-Y Change (2013=100) Aug: 6.2% CCPI Y-o-Y Change (2013=100) Sep: 4.0%

Exchange Rates

02-Oct-20	TT Buying	TT Selling
Rs. Per Unit		
USD	182.8900	187.2100
GBP	234.3916	242.1045
EUR	213.2920	220.7824
JPY	1.7159	1.7902

Indicative USD Spot Exchange Rate



Source: Central Bank of Sri Lanka

Gold Price

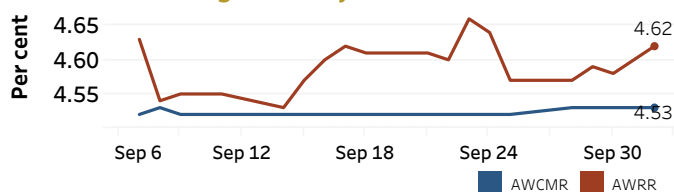


Source: Reuters

Money Market

Policy Rates: SDF Rate: 4.50% SLF Rate: 5.50% Bank Rate: 8.50% SRR: 2.00%

Overnight Money Market Rates



30-Sep-20 02-Oct-20

Yield Rates of T-Bills

	Primary Market	Secondary Market
	25-Sep-20	30-Sep-20
91 Day	4.51	4.26
182 Day	4.64	4.58
364 Day	4.88	4.89

Overnight Liquidity (Rs. bn) 187.03 139.40

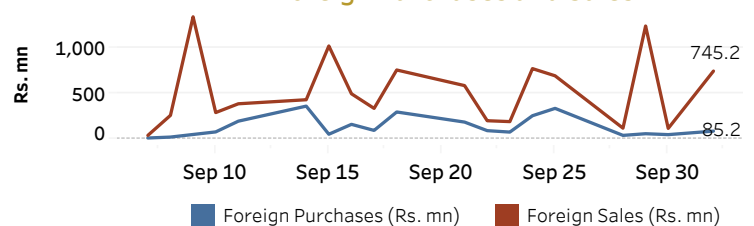
Source: Central Bank of Sri Lanka

Share Market

02-Oct-20	
ASPI	▲ 6,050.17
S&P SL20	▼ 2,454.43
Daily Turnover	
Rs. 3,242.55 mn	

Market Capitalisation	PE Ratio
Rs. 2,624.18 bn	10.2

Foreign Purchases and Sales

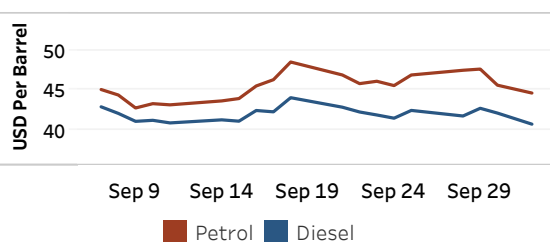


Source: Colombo Stock Exchange

Energy

Refined Oil Products - Singapore Market

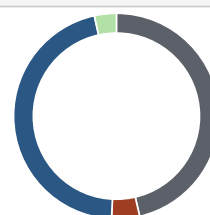
USD per Barrel	Petrol	Diesel
02-Oct-20	44.60	40.64



Source: Reuters

Electricity Generation

02-Oct-20	
Total Energy (GWh)	40.04
Peak Demand (MW)	2,415.60



Per cent	Source
46.4	Thermal Coal
4.4	Thermal Oil
45.8	Hydro
3.4	Wind

Source: Ceylon Electricity Board