

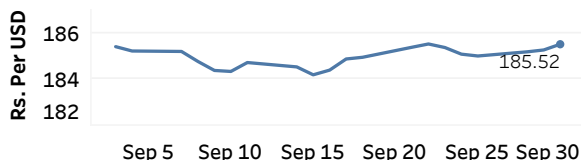


Real GDP 2020 Q1: -1.6% NCPI Y-o-Y Change (2013=100) Aug: 6.2% CCPI Y-o-Y Change (2013=100) Sep: 4.0%

Exchange Rates

30-Sep-20	TT Buying	TT Selling
Rs. Per Unit		
USD	183.0000	187.3200
GBP	234.3235	242.0324
EUR	213.7154	221.2195
JPY	1.7163	1.7907

Indicative USD Spot Exchange Rate



Source: Central Bank of Sri Lanka

Gold Price

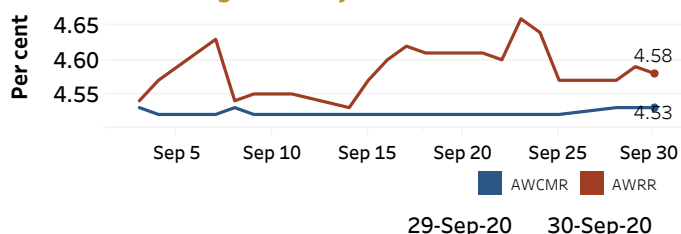


Source: Reuters

Money Market

Policy Rates: SDF Rate: 4.50% SLF Rate: 5.50% Bank Rate: 8.50% SRR: 2.00%

Overnight Money Market Rates



Yield Rates of T-Bills

	Primary Market	Secondary Market
	25-Sep-20	29-Sep-20
91 Day	4.51	4.26
182 Day	4.64	4.45
364 Day	4.88	4.89

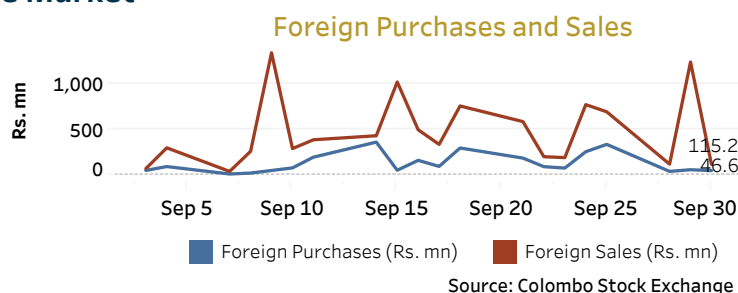
Overnight Liquidity (Rs. bn) 188.46 187.03

Source: Central Bank of Sri Lanka

Share Market

30-Sep-20	
ASPI	5,984.84
S&P SL20	2,463.27
Daily Turnover	
Rs. 2,065.13 mn	

Market Capitalisation	PE Ratio
Rs. 2,595.84 bn	10.1

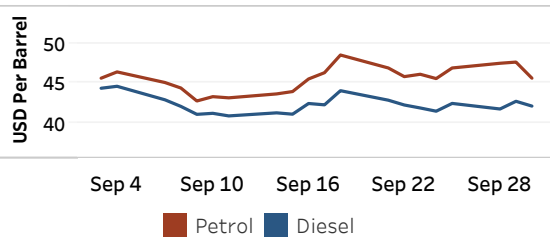


Source: Colombo Stock Exchange

Energy

Refined Oil Products - Singapore Market

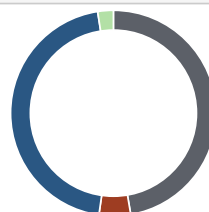
USD per Barrel	Petrol	Diesel
30-Sep-20	45.60	42.05



Source: Reuters

Electricity Generation

30-Sep-20	
Total Energy (GWh)	39.61
Peak Demand (MW)	2,366.00



Per cent	Source
47.3	Thermal Coal
4.9	Thermal Oil
45.3	Hydro
2.4	Wind

Source: Ceylon Electricity Board