



Real GDP 2020 Q1: -1.6% | NCPI Y-o-Y Change (2013=100) Aug: 6.2% | CCPI Y-o-Y Change (2013=100) Aug: 4.1%

Exchange Rates

29-Sep-20	TT Buying	TT Selling
Rs. Per Unit		
USD	183.1800	187.5000
GBP	234.4425	242.1567
EUR	212.6924	220.1783
JPY	1.7209	1.7953

Indicative USD Spot Exchange Rate



Source: Central Bank of Sri Lanka

Gold Price

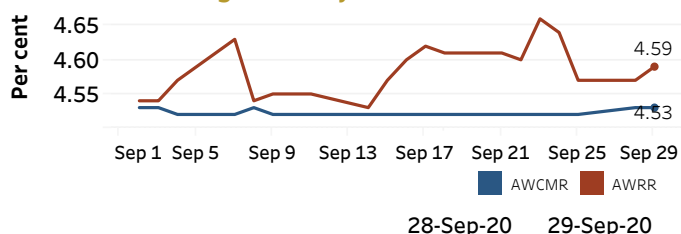


Source: Reuters

Money Market

Policy Rates: SDF Rate: 4.50% SLF Rate: 5.50% Bank Rate: 8.50% SRR: 2.00%

Overnight Money Market Rates



Yield Rates of T-Bills

	Primary Market	Secondary Market
	25-Sep-20	28-Sep-20
91 Day	4.51	4.30
182 Day	4.64	4.45
364 Day	4.88	4.89

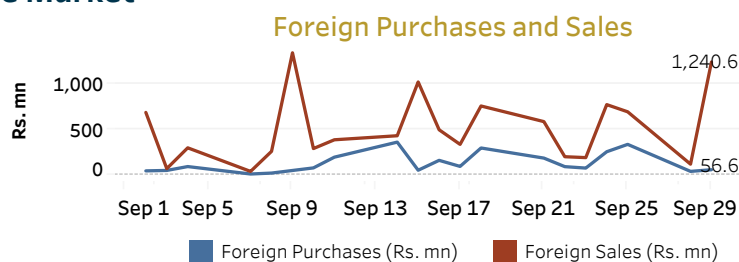
Overnight Liquidity (Rs. bn) 171.42 188.46

Source: Central Bank of Sri Lanka

Share Market

29-Sep-20	
ASPI	5,993.55
S&P SL20	2,476.11
Daily Turnover	Rs. 3,152.52 mn

Market Capitalisation PE Ratio
Rs. 2,599.62 bn 10.1

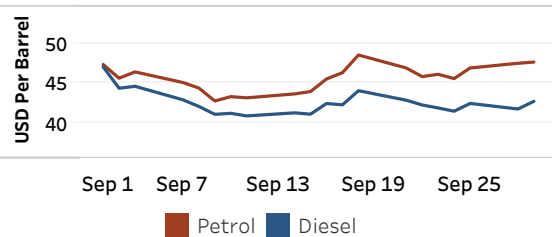


Source: Colombo Stock Exchange

Energy

Refined Oil Products - Singapore Market

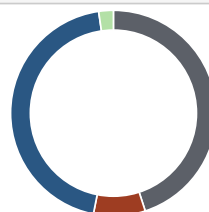
USD per Barrel	Petrol	Diesel
28-Sep-20	47.50	41.68



Source: Reuters

Electricity Generation

	29-Sep-20
Total Energy (GWh)	40.64
Peak Demand (MW)	2,350.35



Per cent	Source
45.0	Thermal Coal
8.1	Thermal Oil
44.6	Hydro
2.3	Wind

Source: Ceylon Electricity Board