

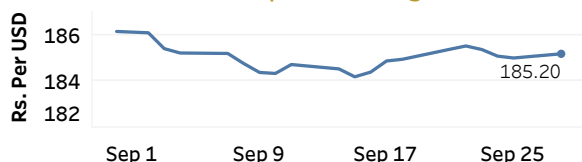


Real GDP 2020 Q1: -1.6% | NCPI Y-o-Y Change (2013=100) Aug: 6.2% | CCPI Y-o-Y Change (2013=100) Aug: 4.1%

## Exchange Rates

28-Sep-20	TT Buying	TT Selling
Rs. Per Unit		
USD	183.0800	187.4000
GBP	232.8587	240.5360
EUR	211.8658	219.3273
JPY	1.7217	1.7962

### Indicative USD Spot Exchange Rate



Source: Central Bank of Sri Lanka

## Gold Price

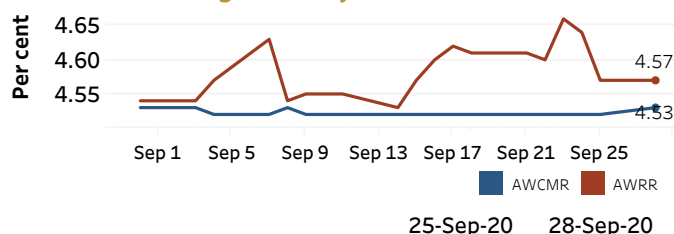


Source: Reuters

## Money Market

Policy Rates: SDF Rate: 4.50% SLF Rate: 5.50% Bank Rate: 8.50% SRR: 2.00%

### Overnight Money Market Rates



### Yield Rates of T-Bills

	Primary Market	Secondary Market
	25-Sep-20	25-Sep-20
91 Day	4.51	4.38
182 Day	4.64	4.61
364 Day	4.88	4.89

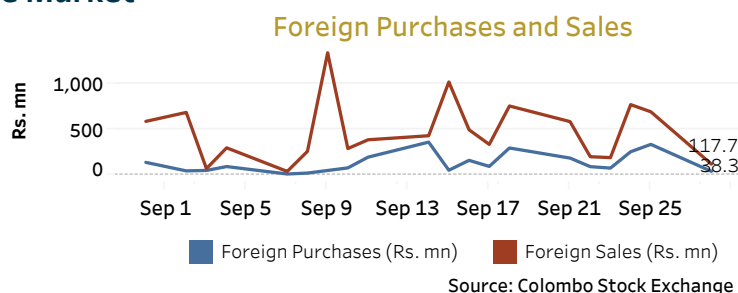
	25-Sep-20	28-Sep-20
Overnight Liquidity (Rs. bn)	188.97	171.42

Source: Central Bank of Sri Lanka

## Share Market

28-Sep-20		
ASPI	▲	6,028.20
S&P SL20	▲	2,495.72
Daily Turnover		
Rs. 1,895.28 mn		

Market Capitalisation	PE Ratio
Rs. 2,620.26 bn	10.2

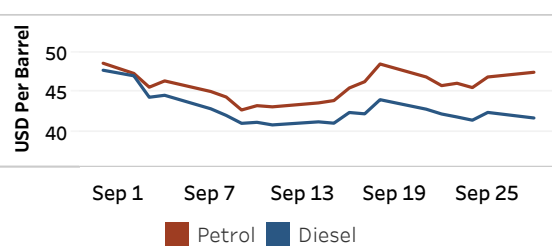


Source: Colombo Stock Exchange

## Energy

### Refined Oil Products - Singapore Market

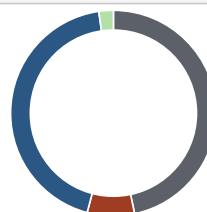
USD per Barrel	Petrol	Diesel
28-Sep-20	47.50	41.68



Source: Reuters

### Electricity Generation

	28-Sep-20
Total Energy (GWh)	41.73
Peak Demand (MW)	2,437.40



Per cent	Source
46.7	Thermal Coal
7.4	Thermal Oil
43.6	Hydro
2.3	Wind

Source: Ceylon Electricity Board