

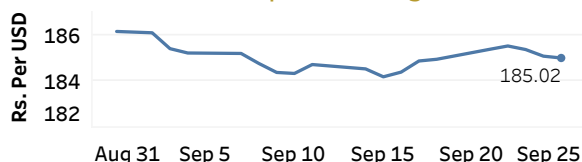


Real GDP 2020 Q1: -1.6% | NCPI Y-o-Y Change (2013=100) Aug: 6.2% | CCPI Y-o-Y Change (2013=100) Aug: 4.1%

## Exchange Rates

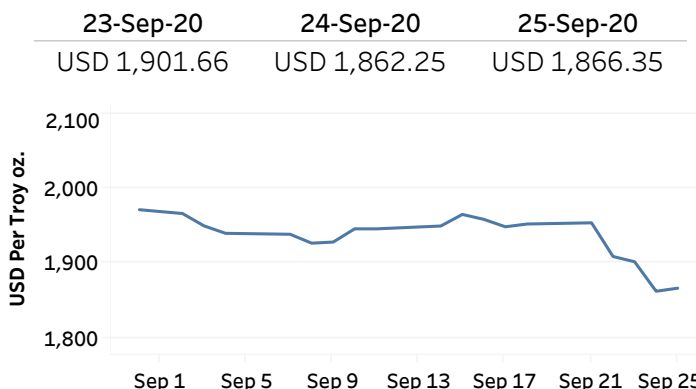
25-Sep-20	TT Buying	TT Selling
Rs. Per Unit		
USD	182.9400	187.3000
GBP	232.4281	240.1539
EUR	212.3304	219.8545
JPY	1.7187	1.7934

### Indicative USD Spot Exchange Rate



Source: Central Bank of Sri Lanka

## Gold Price

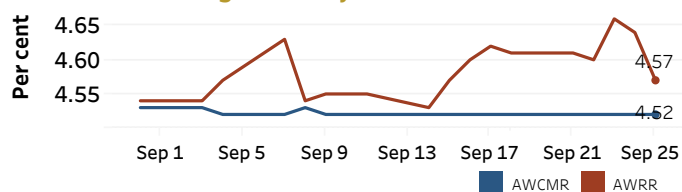


Source: Reuters

## Money Market

Policy Rates: SDF Rate: 4.50% SLF Rate: 5.50% Bank Rate: 8.50% SRR: 2.00%

### Overnight Money Market Rates



24-Sep-20 25-Sep-20

### Yield Rates of T-Bills

	Primary Market 18-Sep-20	Secondary Market 24-Sep-20
91 Day	4.51	4.48
182 Day	4.64	4.58
364 Day	4.88	4.72

Overnight Liquidity (Rs. bn) 163.47 188.97

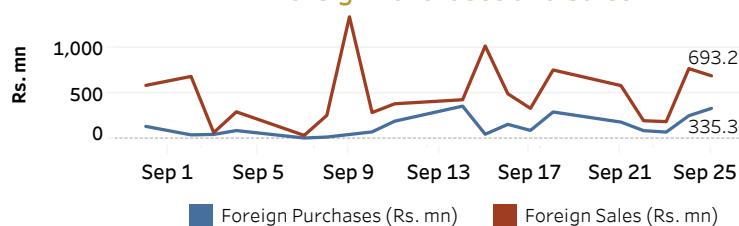
Source: Central Bank of Sri Lanka

## Share Market

25-Sep-20	
ASPI	5,859.04
S&P SL20	2,482.08
Daily Turnover	
Rs. 2,424.94 mn	

Market Capitalisation PE Ratio  
Rs. 2,546.73 bn 9.9

### Foreign Purchases and Sales

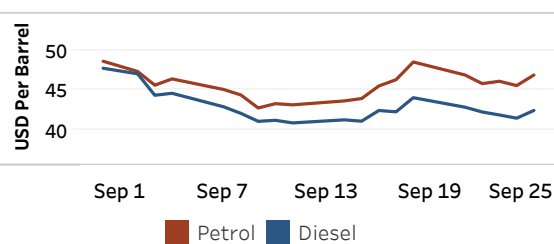


Source: Colombo Stock Exchange

## Energy

### Refined Oil Products - Singapore Market

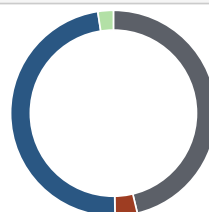
USD per Barrel	Petrol	Diesel
25-Sep-20	46.90	42.39



Source: Reuters

### Electricity Generation

25-Sep-20	
Total Energy (GWh)	40.25
Peak Demand (MW)	2,366.20



Per cent  
46.3 Thermal Coal  
3.5 Thermal Oil  
47.8 Hydro  
2.4 Wind

Source: Ceylon Electricity Board