



Real GDP 2020 Q1: -1.6% | NCPI Y-o-Y Change (2013=100) Aug: 6.2% | CCPI Y-o-Y Change (2013=100) Aug: 4.1%

## Exchange Rates

24-Sep-20	TT Buying	TT Selling
Rs. Per Unit		
USD	182.8300	187.1300
GBP	231.3781	239.2685
EUR	211.9634	219.5098
JPY	1.7148	1.7942

### Indicative USD Spot Exchange Rate



Source: Central Bank of Sri Lanka

## Gold Price

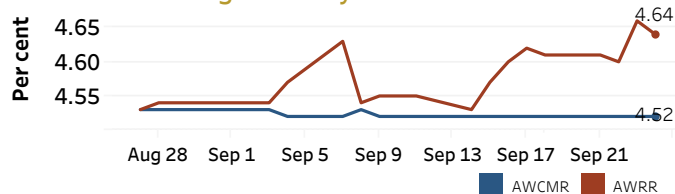


Source: Reuters

## Money Market

Policy Rates: SDF Rate: 4.50% SLF Rate: 5.50% Bank Rate: 8.50% SRR: 2.00%

### Overnight Money Market Rates



23-Sep-20 24-Sep-20

### Yield Rates of T-Bills

	Primary Market 18-Sep-20	Secondary Market 23-Sep-20
91 Day	4.51	4.48
182 Day	4.64	4.58
364 Day	4.88	4.69

Overnight Liquidity (Rs. bn) 164.89 163.47

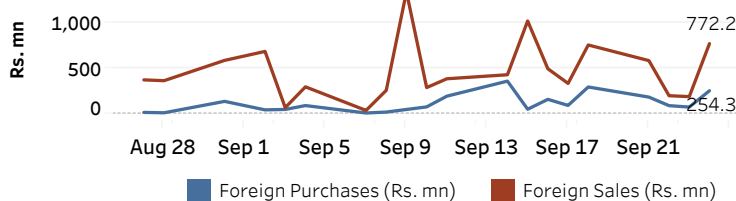
Source: Central Bank of Sri Lanka

## Share Market

24-Sep-20	
ASPI	5,811.20
S&P SL20	2,481.92
Daily Turnover	Rs. 2,851.00 mn

Market Capitalisation PE Ratio  
Rs. 2,525.94 bn 9.8

### Foreign Purchases and Sales

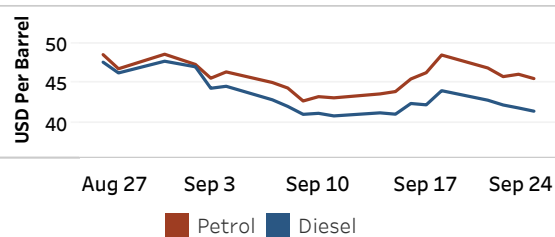


Source: Colombo Stock Exchange

## Energy

### Refined Oil Products - Singapore Market

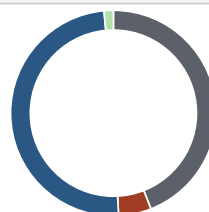
USD per Barrel	Petrol	Diesel
24-Sep-20	45.55	41.40



Source: Reuters

### Electricity Generation

24-Sep-20	
Total Energy (GWh)	41.04
Peak Demand (MW)	2,410.95



Per cent	Source
44.1	Thermal Coal
5.1	Thermal Oil
49.3	Hydro
1.4	Wind

Source: Ceylon Electricity Board