

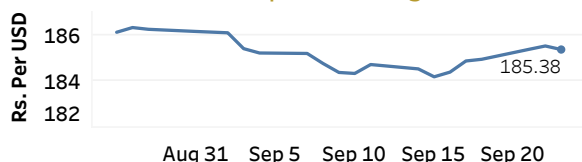


Real GDP 2020 Q1: -1.6% | NCPI Y-o-Y Change (2013=100) Aug: 6.2% | CCPI Y-o-Y Change (2013=100) Aug: 4.1%

Exchange Rates

23-Sep-20	TT Buying	TT Selling
Rs. Per Unit		
USD	182.9700	187.3300
GBP	231.8632	239.5720
EUR	212.6109	220.1364
JPY	1.7251	1.8001

Indicative USD Spot Exchange Rate



Source: Central Bank of Sri Lanka

Gold Price

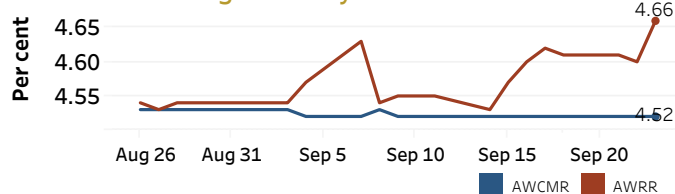


Source: Reuters

Money Market

Policy Rates: SDF Rate: 4.50% SLF Rate: 5.50% Bank Rate: 8.50% SRR: 2.00%

Overnight Money Market Rates



Yield Rates of T-Bills

	Primary Market 18-Sep-20	Secondary Market 22-Sep-20
91 Day	4.51	4.61
182 Day	4.64	4.60
364 Day	4.88	4.88

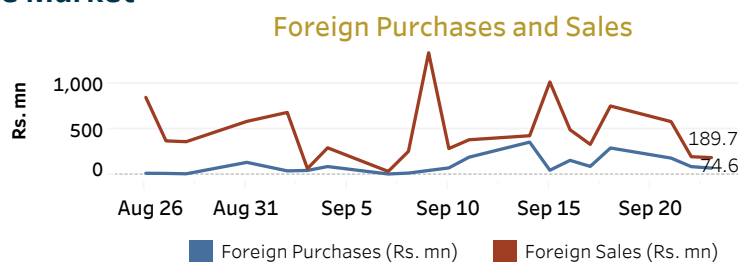
Overnight Liquidity (Rs. bn)	157.66	164.89
------------------------------	--------	--------

Source: Central Bank of Sri Lanka

Share Market

23-Sep-20	
ASPI	5,772.10
S&P SL20	2,486.01
Daily Turnover	Rs. 2,152.82 mn

Market Capitalisation	PE Ratio
Rs. 2,508.94 bn	9.8

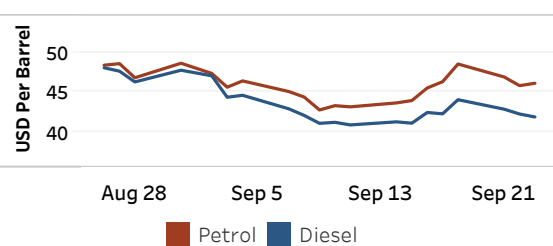


Source: Colombo Stock Exchange

Energy

Refined Oil Products - Singapore Market

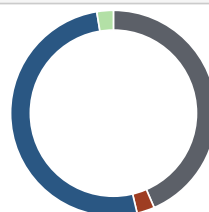
USD per Barrel	Petrol	Diesel
23-Sep-20	46.10	41.81



Source: Reuters

Electricity Generation

	23-Sep-20
Total Energy (GWh)	39.87
Peak Demand (MW)	2,444.00



Per cent	Source
43.5	Thermal Coal
2.8	Thermal Oil
51.1	Hydro
2.6	Wind

Source: Ceylon Electricity Board