

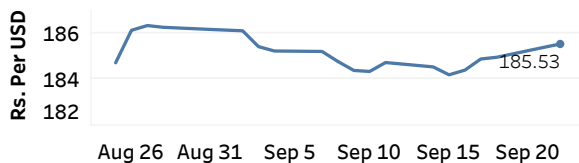


Real GDP 2020 Q1: -1.6% | NCPI Y-o-Y Change (2013=100) Aug: 6.2% | CCPI Y-o-Y Change (2013=100) Aug: 4.1%

## Exchange Rates

22-Sep-20	TT Buying	TT Selling
Rs. Per Unit		
USD	183.1800	187.5400
GBP	233.8343	241.5754
EUR	214.3713	221.9197
JPY	1.7365	1.8118

### Indicative USD Spot Exchange Rate



Source: Central Bank of Sri Lanka

## Gold Price

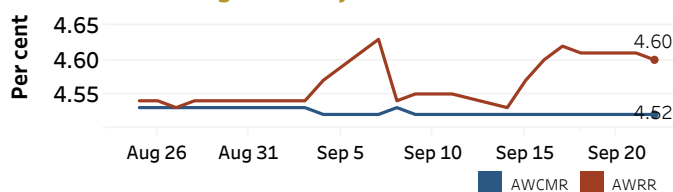


Source: Reuters

## Money Market

Policy Rates: SDF Rate: 4.50% SLF Rate: 5.50% Bank Rate: 8.50% SRR: 2.00%

### Overnight Money Market Rates



### Yield Rates of T-Bills

	Primary Market	Secondary Market
	18-Sep-20	21-Sep-20
91 Day	4.51	4.56
182 Day	4.64	4.60
364 Day	4.88	4.88

Overnight Liquidity (Rs. bn) 155.59 157.95

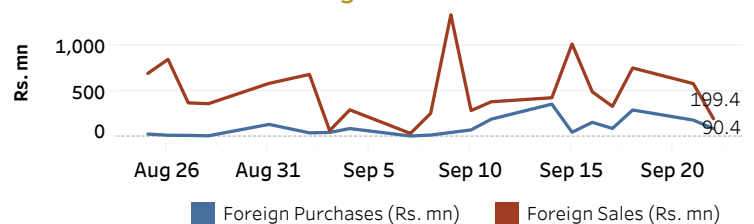
Source: Central Bank of Sri Lanka

## Share Market

22-Sep-20	
ASPI	5,780.94
S&P SL20	2,492.35
Daily Turnover	Rs. 2,527.84 mn

Market Capitalisation	PE Ratio
Rs. 2,512.46 bn	9.8

### Foreign Purchases and Sales

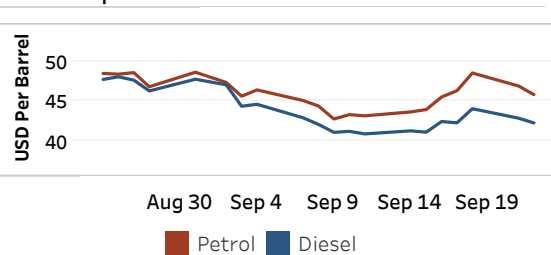


Source: Colombo Stock Exchange

## Energy

### Refined Oil Products - Singapore Market

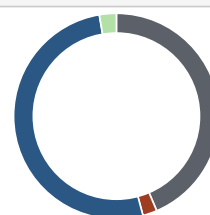
USD per Barrel	Petrol	Diesel
22-Sep-20	45.80	42.19



Source: Reuters

### Electricity Generation

22-Sep-20	
Total Energy (GWh)	38.28
Peak Demand (MW)	2,359.35



Per cent	Source
43.6	Thermal Coal
2.3	Thermal Oil
51.5	Hydro
2.7	Wind

Source: Ceylon Electricity Board