

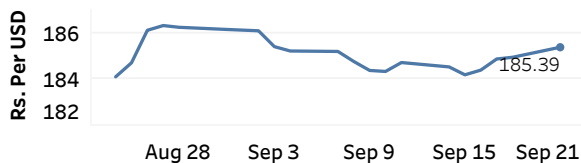


Real GDP 2020 Q1: -1.6% | NCPI Y-o-Y Change (2013=100) Aug: 6.2% | CCPI Y-o-Y Change (2013=100) Aug: 4.1%

## Exchange Rates

21-Sep-20	TT Buying	TT Selling
Rs. Per Unit		
USD	183.2200	187.5800
GBP	236.4631	244.2463
EUR	216.1771	223.7562
JPY	1.7401	1.8155

### Indicative USD Spot Exchange Rate



Source: Central Bank of Sri Lanka

## Gold Price

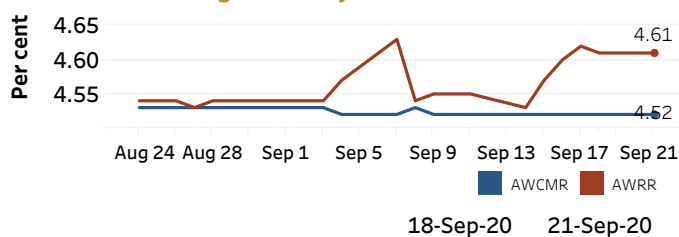


Source: Reuters

## Money Market

Policy Rates: SDF Rate: 4.50% SLF Rate: 5.50% Bank Rate: 8.50% SRR: 2.00%

### Overnight Money Market Rates



### Yield Rates of T-Bills

	Primary Market	Secondary Market
	18-Sep-20	18-Sep-20
91 Day	4.51	4.56
182 Day	4.64	4.60
364 Day	4.88	4.88

Overnight Liquidity (Rs. bn) 157.07 155.59

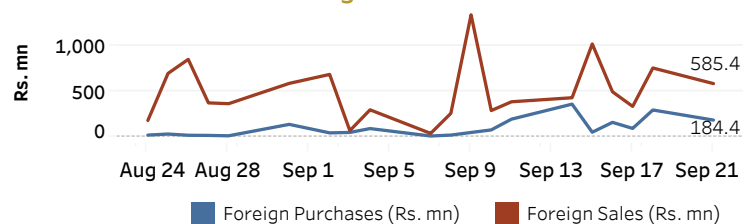
Source: Central Bank of Sri Lanka

## Share Market

21-Sep-20	
ASPI	5,762.71
S&P SL20	2,511.72
Daily Turnover	
Rs. 3,523.28 mn	

Market Capitalisation	PE Ratio
Rs. 2,504.54 bn	9.7

### Foreign Purchases and Sales

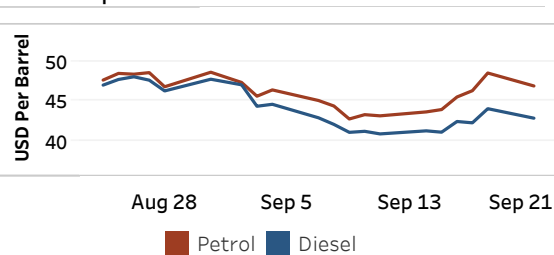


Source: Colombo Stock Exchange

## Energy

### Refined Oil Products - Singapore Market

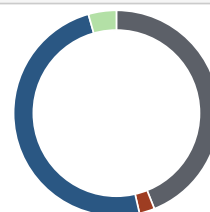
USD per Barrel	Petrol	Diesel
21-Sep-20	46.90	42.80



Source: Reuters

### Electricity Generation

21-Sep-20	
Total Energy (GWh)	38.50
Peak Demand (MW)	2,324.33



Per cent	Source
44.0	Thermal Coal
2.4	Thermal Oil
49.2	Hydro
4.4	Wind

Source: Ceylon Electricity Board