

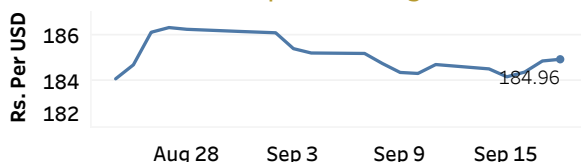


Real GDP 2020 Q1: -1.6% | NCPI Y-o-Y Change (2013=100) July: 6.1% | CCPI Y-o-Y Change (2013=100) Aug: 4.1%

## Exchange Rates

18-Sep-20	TT Buying	TT Selling
Rs. Per Unit		
USD	182.8200	187.1800
GBP	235.8661	243.6549
EUR	215.4987	223.0712
JPY	1.7284	1.8034

### Indicative USD Spot Exchange Rate



Source: Central Bank of Sri Lanka

## Gold Price

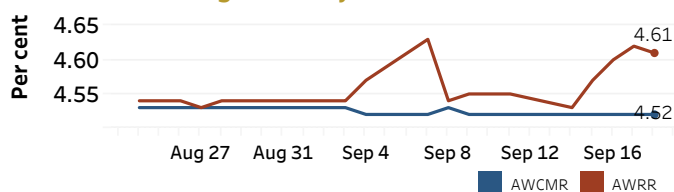


Source: Reuters

## Money Market

Policy Rates: SDF Rate: 4.50% SLF Rate: 5.50% Bank Rate: 8.50% SRR: 2.00%

### Overnight Money Market Rates



17-Sep-20 18-Sep-20

### Yield Rates of T-Bills

	Primary Market 11-Sep-20	Secondary Market 17-Sep-20
91 Day	4.52	4.60
182 Day	4.65	4.47
364 Day	4.88	4.86

Overnight Liquidity (Rs. bn) 172.59 157.07

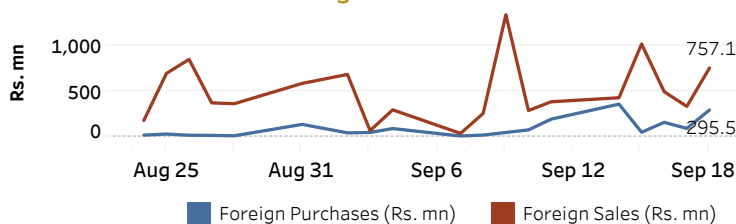
Source: Central Bank of Sri Lanka

## Share Market

18-Sep-20		
ASPI	▲	5,720.67
S&P SL20	▲	2,512.40
Daily Turnover		
Rs. 3,544.74 mn		

Market Capitalisation	PE Ratio
Rs. 2,486.27 bn	9.6

### Foreign Purchases and Sales

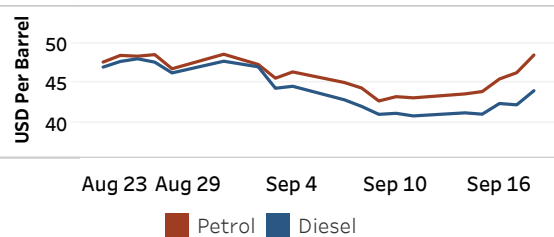


Source: Colombo Stock Exchange

## Energy

### Refined Oil Products - Singapore Market

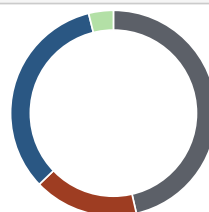
USD per Barrel	Petrol	Diesel
18-Sep-20	48.55	44.01



Source: Reuters

### Electricity Generation

	17-Sep-20
Total Energy (GWh)	42.31
Peak Demand (MW)	2,429.26



Per cent	Source
46.4	Thermal Coal
16.4	Thermal Oil
33.3	Hydro
3.9	Wind

Source: Ceylon Electricity Board