



Real GDP 2020 Q1: -1.6% | NCPI Y-o-Y Change (2013=100) July: 6.1% | CCPI Y-o-Y Change (2013=100) Aug: 4.1%

Exchange Rates

17-Sep-20	TT Buying	TT Selling
Rs. Per Unit		
USD	182.7200	187.1200
GBP	235.2310	243.0551
EUR	213.8636	221.4556
JPY	1.7235	1.7989

Indicative USD Spot Exchange Rate



Source: Central Bank of Sri Lanka

Gold Price

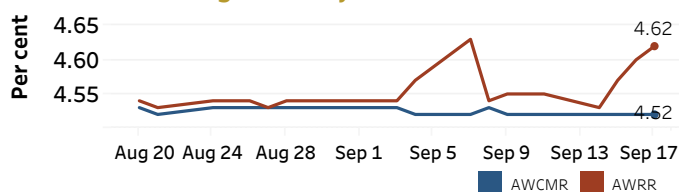


Source: Reuters

Money Market

Policy Rates: SDF Rate: 4.50% SLF Rate: 5.50% Bank Rate: 8.50% SRR: 2.00%

Overnight Money Market Rates



Yield Rates of T-Bills

	Primary Market 11-Sep-20	Secondary Market 16-Sep-20
91 Day	4.52	4.60
182 Day	4.65	4.78
364 Day	4.88	4.86

Overnight Liquidity (Rs. bn) 170.02 172.59

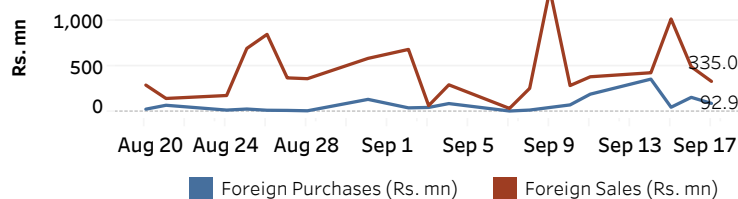
Source: Central Bank of Sri Lanka

Share Market

17-Sep-20	
ASPI	▲ 5,658.66
S&P SL20	▲ 2,480.07
Daily Turnover	
Rs. 3,412.74 mn	

Market Capitalisation PE Ratio
Rs. 2,459.32 bn 9.5

Foreign Purchases and Sales

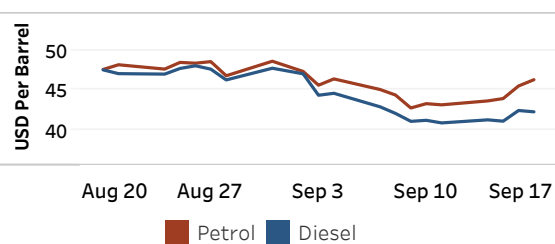


Source: Colombo Stock Exchange

Energy

Refined Oil Products - Singapore Market

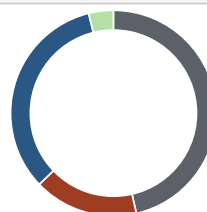
USD per Barrel	Petrol	Diesel
17-Sep-20	46.30	42.21



Source: Reuters

Electricity Generation

17-Sep-20	
Total Energy (GWh)	42.31
Peak Demand (MW)	2,429.26



Per cent	Source
46.4	Thermal Coal
16.4	Thermal Oil
33.3	Hydro
3.9	Wind

Source: Ceylon Electricity Board