



Real GDP 2020 Q1: -1.6% | NCPI Y-o-Y Change (2013=100) July: 6.1% | CCPI Y-o-Y Change (2013=100) Aug: 4.1%

## Exchange Rates

15-Sep-20	TT Buying	TT Selling
Rs. Per Unit		
USD	182.1400	186.5400
GBP	233.0656	240.8716
EUR	215.3014	222.9265
JPY	1.7081	1.7829

### Indicative USD Spot Exchange Rate



Source: Central Bank of Sri Lanka

## Gold Price

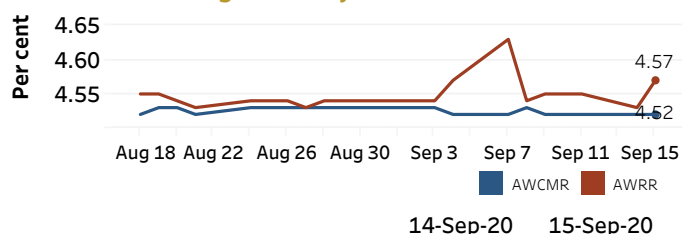


Source: Reuters

## Money Market

Policy Rates: SDF Rate: 4.50% SLF Rate: 5.50% Bank Rate: 8.50% SRR: 2.00%

### Overnight Money Market Rates



### Yield Rates of T-Bills

	Primary Market	Secondary Market
	11-Sep-20	14-Sep-20
91 Day	4.52	4.25
182 Day	4.65	4.58
364 Day	4.88	4.86

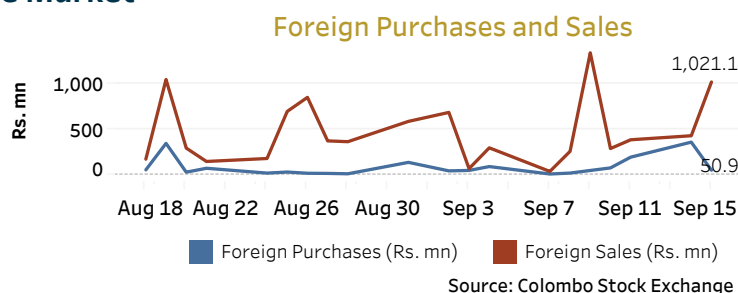
Overnight Liquidity (Rs. bn)	181.45	180.08
------------------------------	--------	--------

Source: Central Bank of Sri Lanka

## Share Market

15-Sep-20	
ASPI	5,533.69
S&P SL20	2,389.33
Daily Turnover	
Rs. 3,205.23 mn	

Market Capitalisation	PE Ratio
Rs. 2,405.01 bn	9.3

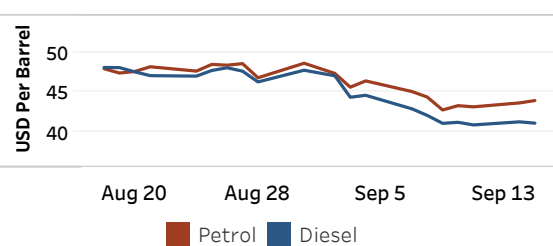


Source: Colombo Stock Exchange

## Energy

### Refined Oil Products - Singapore Market

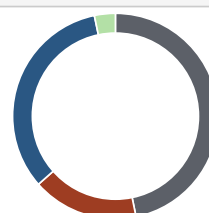
USD per Barrel	Petrol	Diesel
15-Sep-20	43.90	41.02



Source: Reuters

### Electricity Generation

15-Sep-20	
Total Energy (GWh)	41.75
Peak Demand (MW)	2,737.91



Per cent	Source
46.8	Thermal Coal
16.7	Thermal Oil
33.2	Hydro
3.3	Wind

Source: Ceylon Electricity Board