

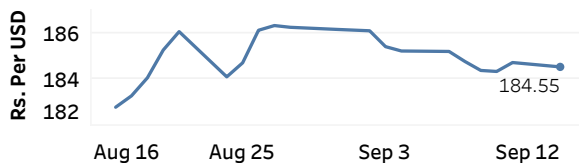


Real GDP 2020 Q1: -1.6% | NCPI Y-o-Y Change (2013=100) July: 6.1% | CCPI Y-o-Y Change (2013=100) Aug: 4.1%

Exchange Rates

14-Sep-20	TT Buying	TT Selling
Rs. Per Unit		
USD	182.2100	186.6100
GBP	232.6985	240.4967
EUR	214.7747	222.3799
JPY	1.7019	1.7765

Indicative USD Spot Exchange Rate



Source: Central Bank of Sri Lanka

Gold Price

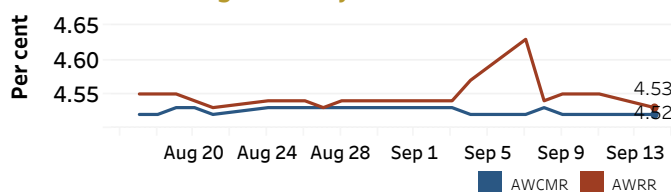


Source: Reuters

Money Market

Policy Rates: SDF Rate: 4.50% SLF Rate: 5.50% Bank Rate: 8.50% SRR: 2.00%

Overnight Money Market Rates



11-Sep-20 14-Sep-20

Yield Rates of T-Bills

	Primary Market	Secondary Market
	11-Sep-20	11-Sep-20
91 Day	4.52	4.47
182 Day	4.65	4.54
364 Day	4.88	4.86

Overnight Liquidity (Rs. bn) 199.63 181.45

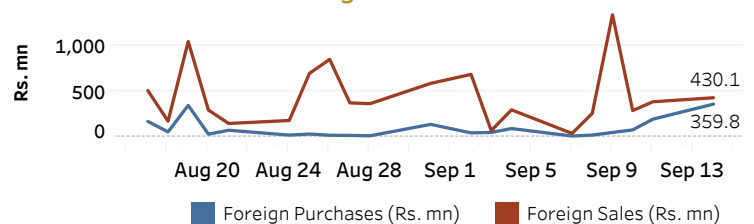
Source: Central Bank of Sri Lanka

Share Market

14-Sep-20	
ASPI	▲ 5,490.60
S&P SL20	▲ 2,382.77
Daily Turnover	
Rs. 2,285.93 mn	

Market Capitalisation	PE Ratio
Rs. 2,386.28 bn	9.3

Foreign Purchases and Sales

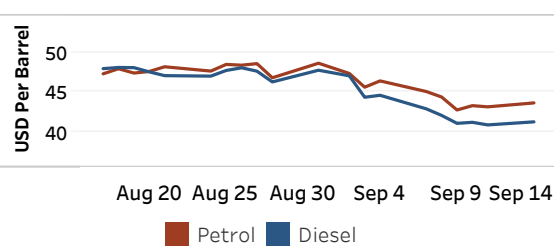


Source: Colombo Stock Exchange

Energy

Refined Oil Products - Singapore Market

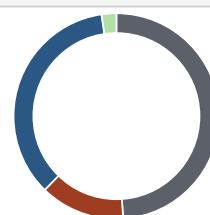
USD per Barrel	Petrol	Diesel
14-Sep-20	43.60	41.19



Source: Reuters

Electricity Generation

14-Sep-20	
Total Energy (GWh)	39.88
Peak Demand (MW)	2,414.61



Per cent	Source
49.0	Thermal Coal
13.3	Thermal Oil
35.4	Hydro
2.3	Wind

Source: Ceylon Electricity Board