



Real GDP 2020 Q1: -1.6% | NCPI Y-o-Y Change (2013=100) July: 6.1% | CCPI Y-o-Y Change (2013=100) Aug: 4.1%

Exchange Rates

11-Sep-20	TT Buying	TT Selling
Rs. Per Unit		
USD	182.4200	186.8200
GBP	232.8615	240.6622
EUR	214.7642	222.3850
JPY	1.7028	1.7774

Indicative USD Spot Exchange Rate



Source: Central Bank of Sri Lanka

Gold Price

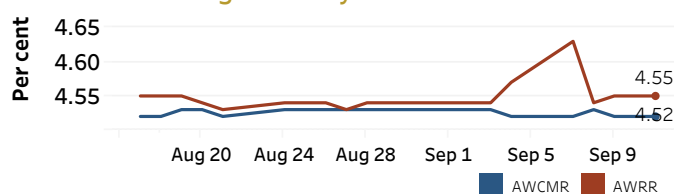


Source: Reuters

Money Market

Policy Rates: SDF Rate: 4.50% SLF Rate: 5.50% Bank Rate: 8.50% SRR: 2.00%

Overnight Money Market Rates



Yield Rates of T-Bills

	Primary Market	Secondary Market
	04-Sep-20	10-Sep-20
91 Day	4.52	4.18
182 Day	4.67	4.52
364 Day	4.89	4.51

Overnight Liquidity (Rs. bn) 202.39 199.63

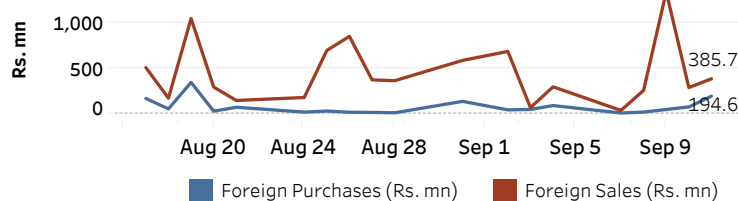
Source: Central Bank of Sri Lanka

Share Market

11-Sep-20		
ASPI	▲	5,438.91
S&P SL20	▲	2,359.24
Daily Turnover		
Rs. 1,640.84 mn		

Market Capitalisation PE Ratio
Rs. 2,363.82 bn 9.2

Foreign Purchases and Sales

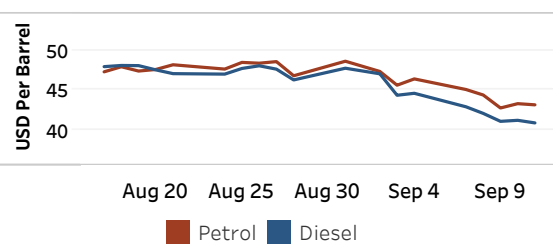


Source: Colombo Stock Exchange

Energy

Refined Oil Products - Singapore Market

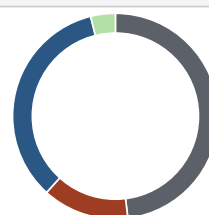
USD per Barrel	Petrol	Diesel
11-Sep-20	43.10	40.80



Source: Reuters

Electricity Generation

10-Sep-20	
Total Energy (GWh)	39.99
Peak Demand (MW)	2,377.92



Per cent	Source
48.1	Thermal Coal
13.6	Thermal Oil
34.4	Hydro
3.9	Wind

Source: Ceylon Electricity Board