

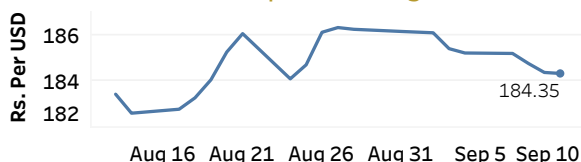


Real GDP 2020 Q1: -1.6% | NCPI Y-o-Y Change (2013=100) July: 6.1% | CCPI Y-o-Y Change (2013=100) Aug: 4.1%

## Exchange Rates

10-Sep-20	TT Buying	TT Selling
Rs. Per Unit		
USD	182.1600	186.5600
GBP	235.7718	243.6280
EUR	214.2133	221.8197
JPY	1.7007	1.7754

### Indicative USD Spot Exchange Rate



Source: Central Bank of Sri Lanka

## Gold Price

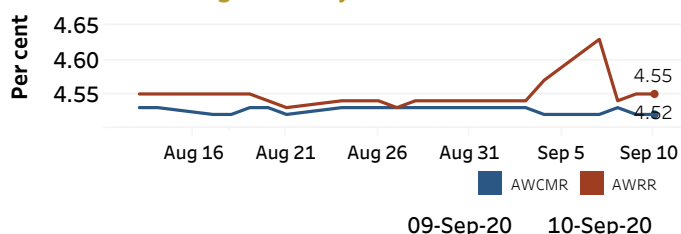


Source: Reuters

## Money Market

Policy Rates: SDF Rate: 4.50% SLF Rate: 5.50% Bank Rate: 8.50% SRR: 2.00%

### Overnight Money Market Rates



### Yield Rates of T-Bills

	Primary Market	Secondary Market
	04-Sep-20	09-Sep-20
91 Day	4.52	4.18
182 Day	4.67	4.52
364 Day	4.89	4.87

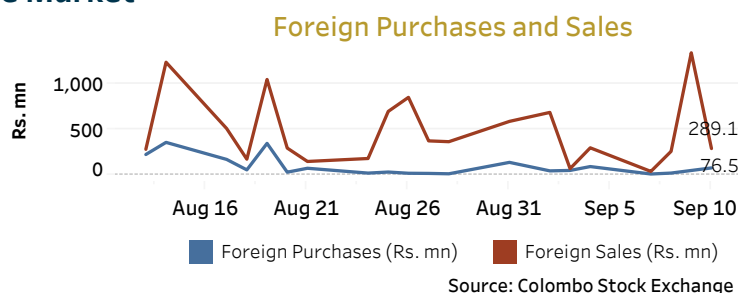
Overnight Liquidity (Rs. bn) 187.77 202.39

Source: Central Bank of Sri Lanka

## Share Market

10-Sep-20	
ASPI	▲ 5,399.54
S&P SL20	▲ 2,342.85
Daily Turnover	
Rs. 2,668.25 mn	

Market Capitalisation	PE Ratio
Rs. 2,346.71 bn	9.1

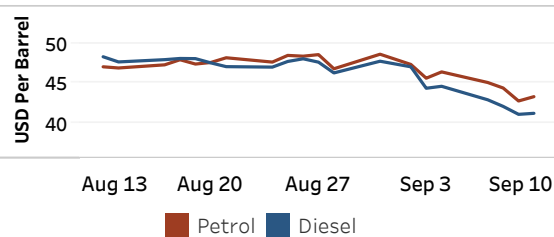


Source: Colombo Stock Exchange

## Energy

### Refined Oil Products - Singapore Market

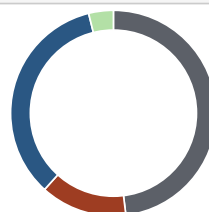
USD per Barrel	Petrol	Diesel
10-Sep-20	43.25	41.13



Source: Reuters

### Electricity Generation

	10-Sep-20
Total Energy (GWh)	39.99
Peak Demand (MW)	2,377.92



Per cent	Source
48.1	Thermal Coal
13.6	Thermal Oil
34.4	Hydro
3.9	Wind

Source: Ceylon Electricity Board