

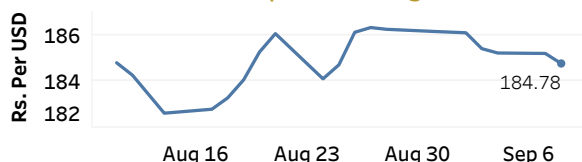


Real GDP 2020 Q1: -1.6% | NCPI Y-o-Y Change (2013=100) July: 6.1% | CCPI Y-o-Y Change (2013=100) Aug: 4.1%

Exchange Rates

08-Sep-20	TT Buying	TT Selling
Rs. Per Unit		
USD	182.4400	186.8400
GBP	238.9894	246.8850
EUR	214.2455	221.8617
JPY	1.7010	1.7756

Indicative USD Spot Exchange Rate



Source: Central Bank of Sri Lanka

Gold Price

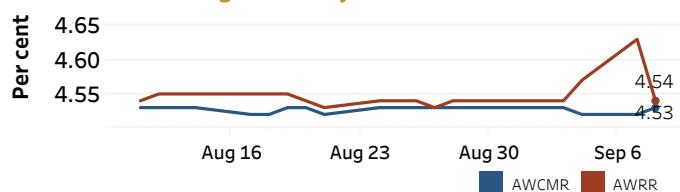


Source: Reuters

Money Market

Policy Rates: SDF Rate: 4.50% SLF Rate: 5.50% Bank Rate: 8.50% SRR: 2.00%

Overnight Money Market Rates



Yield Rates of T-Bills

	Primary Market	Secondary Market
	04-Sep-20	07-Sep-20
91 Day	4.52	4.20
182 Day	4.67	4.55
364 Day	4.89	4.87

Overnight Liquidity (Rs. bn) 191.76 189.03

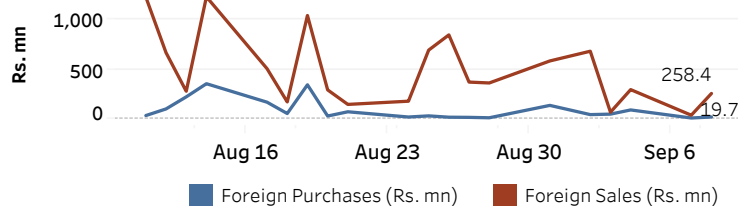
Source: Central Bank of Sri Lanka

Share Market

08-Sep-20	
ASPI	5,316.05
S&P SL20	2,307.64
Daily Turnover	
Rs. 1,255.99 mn	

Market Capitalisation PE Ratio
Rs. 2,310.42 bn 9.0

Foreign Purchases and Sales

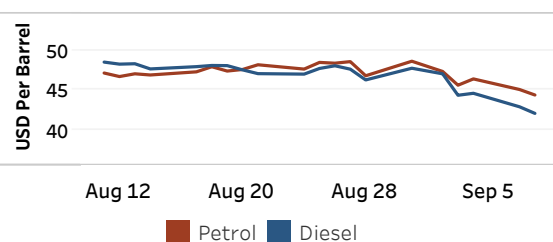


Source: Colombo Stock Exchange

Energy

Refined Oil Products - Singapore Market

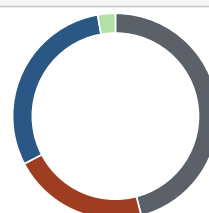
USD per Barrel	Petrol	Diesel
08-Sep-20	44.35	42.01



Source: Reuters

Electricity Generation

08-Sep-20	
Total Energy (GWh)	42.72
Peak Demand (MW)	2,470.00



Per cent	Source
46.0	Thermal Coal
21.4	Thermal Oil
29.9	Hydro
2.8	Wind

Source: Ceylon Electricity Board