

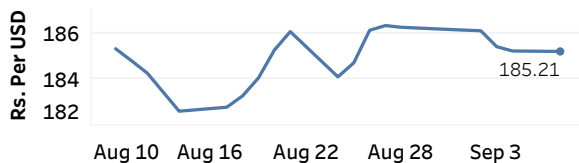


Real GDP 2020 Q1: -1.6% | NCPI Y-o-Y Change (2013=100) July: 6.1% | CCPI Y-o-Y Change (2013=100) Aug: 4.1%

## Exchange Rates

07-Sep-20	TT Buying	TT Selling
Rs. Per Unit		
USD	183.0000	187.3000
GBP	241.1646	249.2435
EUR	215.2957	222.9085
JPY	1.7024	1.7811

### Indicative USD Spot Exchange Rate



Source: Central Bank of Sri Lanka

## Gold Price

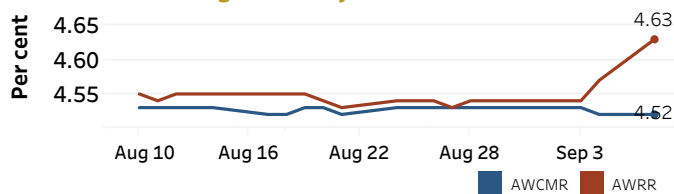


Source: Reuters

## Money Market

Policy Rates: SDF Rate: 4.50% SLF Rate: 5.50% Bank Rate: 8.50% SRR: 2.00%

### Overnight Money Market Rates



04-Sep-20 07-Sep-20

### Yield Rates of T-Bills

	Primary Market	Secondary Market
	04-Sep-20	04-Sep-20
91 Day	4.52	4.47
182 Day	4.67	4.65
364 Day	4.89	4.88

Overnight Liquidity (Rs. bn) 191.69 191.76

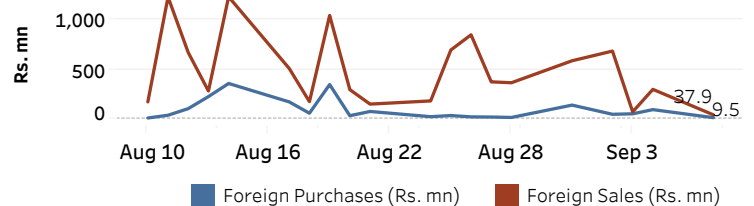
Source: Central Bank of Sri Lanka

## Share Market

07-Sep-20	
ASPI	5,310.67
S&P SL20	2,307.89
Daily Turnover	Rs. 757.16 mn

Market Capitalisation PE Ratio  
Rs. 2,308.08 bn 9.0

### Foreign Purchases and Sales

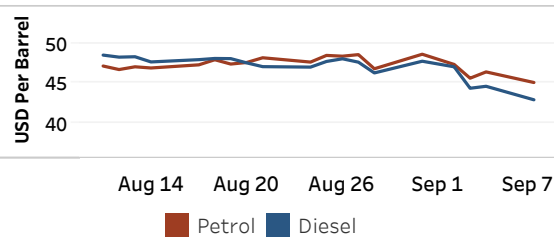


Source: Colombo Stock Exchange

## Energy

### Refined Oil Products - Singapore Market

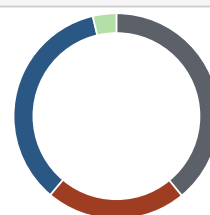
USD per Barrel	Petrol	Diesel
07-Sep-20	45.05	42.85



Source: Reuters

### Electricity Generation

07-Sep-20	
Total Energy (GWh)	38.12
Peak Demand (MW)	2,310.00



Per cent	Source
39.1	Thermal Coal
22.1	Thermal Oil
35.2	Hydro
3.7	Wind

Source: Ceylon Electricity Board