

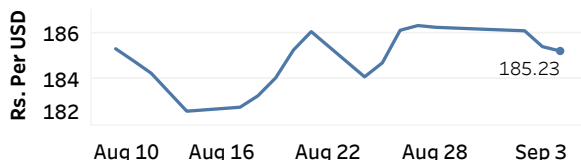


Real GDP 2020 Q1: -1.6% | NCPI Y-o-Y Change (2013=100) July: 6.1% | CCPI Y-o-Y Change (2013=100) Aug: 4.1%

Exchange Rates

04-Sep-20	TT Buying	TT Selling
Rs. Per Unit		
USD	183.0400	187.4400
GBP	242.2218	250.1649
EUR	215.7421	223.3692
JPY	1.7083	1.7830

Indicative USD Spot Exchange Rate



Source: Central Bank of Sri Lanka

Gold Price

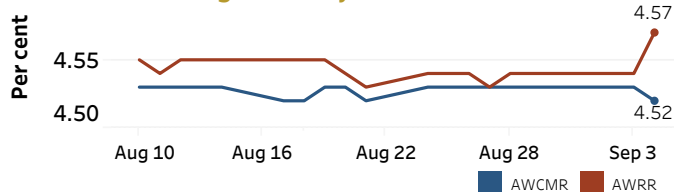


Source: Reuters

Money Market

Policy Rates: SDF Rate: 4.50% SLF Rate: 5.50% Bank Rate: 8.50% SRR: 2.00%

Overnight Money Market Rates



03-Sep-20 04-Sep-20

Yield Rates of T-Bills

	Primary Market 28-Aug-20	Secondary Market 03-Sep-20
91 Day	4.56	4.46
182 Day	4.68	4.72
364 Day	4.89	4.89

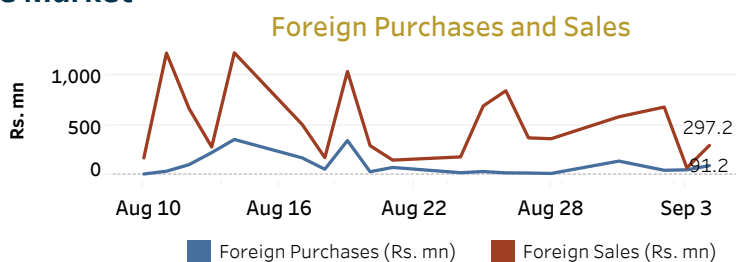
Overnight Liquidity (Rs. bn)	189.38	191.69
------------------------------	--------	--------

Source: Central Bank of Sri Lanka

Share Market

04-Sep-20	
ASPI	5,311.42
S&P SL20	2,321.57
Daily Turnover	
	Rs. 1,026.56 mn

Market Capitalisation	PE Ratio
Rs. 2,308.41 bn	9.0

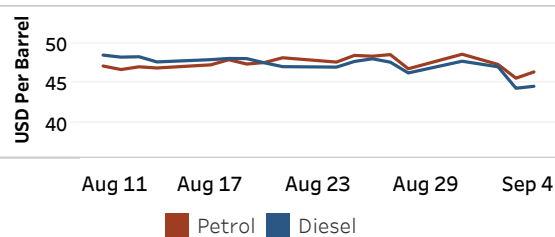


Source: Colombo Stock Exchange

Energy

Refined Oil Products - Singapore Market

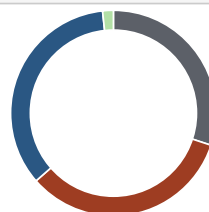
USD per Barrel	Petrol	Diesel
04-Sep-20	46.40	44.57



Source: Reuters

Electricity Generation

	04-Sep-20
Total Energy (GWh)	43.47
Peak Demand (MW)	2,519.60



Per cent	Source
30.1	Thermal Coal
33.5	Thermal Oil
34.8	Hydro
1.7	Wind

Source: Ceylon Electricity Board