



Real GDP 2020 Q1: -1.6% | NCPI Y-o-Y Change (2013=100) July: 6.1% | CCPI Y-o-Y Change (2013=100) Aug: 4.1%

Exchange Rates

03-Sep-20	TT Buying	TT Selling
Rs. Per Unit		
USD	183.0700	187.4700
GBP	243.2002	251.1604
EUR	215.4307	223.0365
JPY	1.7076	1.7823

Indicative USD Spot Exchange Rate



Source: Central Bank of Sri Lanka

Gold Price

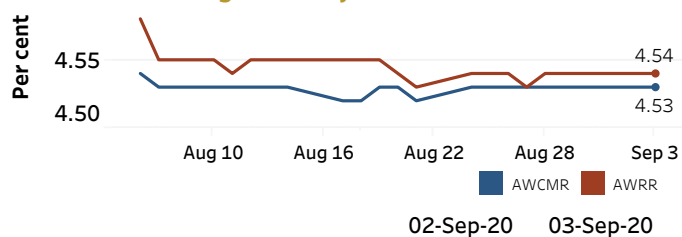


Source: Reuters

Money Market

Policy Rates: SDF Rate: 4.50% SLF Rate: 5.50% Bank Rate: 8.50% SRR: 2.00%

Overnight Money Market Rates



Yield Rates of T-Bills

	Primary Market 28-Aug-20	Secondary Market 02-Sep-20
91 Day	4.56	4.27
182 Day	4.68	4.68
364 Day	4.89	4.89

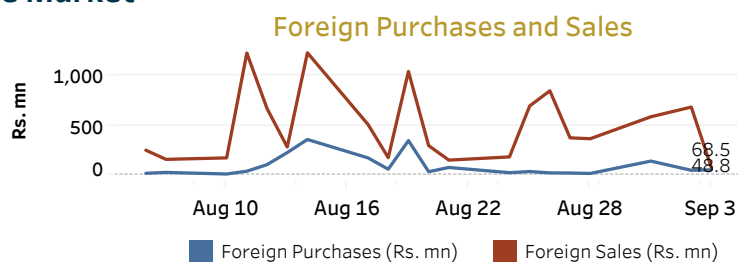
Overnight Liquidity (Rs. bn)	187.16	189.38
------------------------------	--------	--------

Source: Central Bank of Sri Lanka

Share Market

03-Sep-20	
ASPI	5,350.85
S&P SL20	2,343.81
Daily Turnover	
Rs. 1,115.51 mn	

Market Capitalisation	PE Ratio
Rs. 2,325.54 bn	9.0

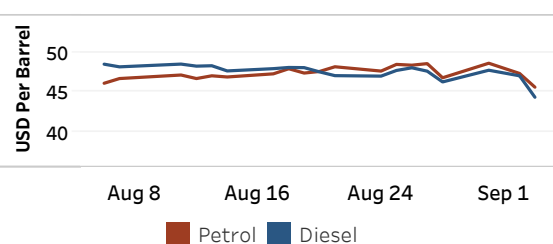


Source: Colombo Stock Exchange

Energy

Refined Oil Products - Singapore Market

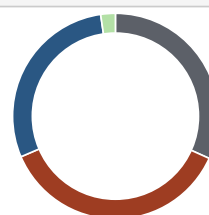
USD per Barrel	Petrol	Diesel
03-Sep-20	45.60	44.32



Source: Reuters

Electricity Generation

	03-Sep-20
Total Energy (GWh)	40.88
Peak Demand (MW)	2,382.00



Per cent	Source
31.7	Thermal Coal
36.8	Thermal Oil
29.2	Hydro
2.3	Wind

Source: Ceylon Electricity Board