



Real GDP 2020 Q1: -1.6% | NCPI Y-o-Y Change (2013=100) July: 6.1% | CCPI Y-o-Y Change (2013=100) Aug: 4.1%

## Exchange Rates

02-Sep-20	TT Buying	TT Selling
Rs. Per Unit		
USD	183.8300	188.1300
GBP	244.7335	252.8730
EUR	217.5323	225.1715
JPY	1.7141	1.7931

### Indicative USD Spot Exchange Rate



Source: Central Bank of Sri Lanka

## Gold Price

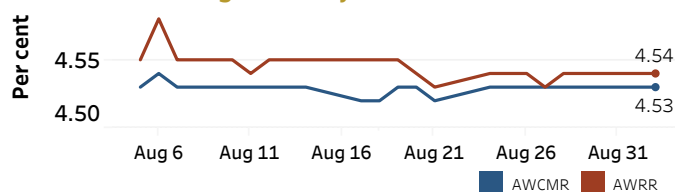


Source: Reuters

## Money Market

Policy Rates: SDF Rate: 4.50% SLF Rate: 5.50% Bank Rate: 8.50% SRR: 2.00%

### Overnight Money Market Rates



### Yield Rates of T-Bills

	Primary Market	Secondary Market
	28-Aug-20	31-Aug-20
91 Day	4.56	4.40
182 Day	4.68	4.53
364 Day	4.89	4.89

Overnight Liquidity (Rs. bn) 190.85 187.16

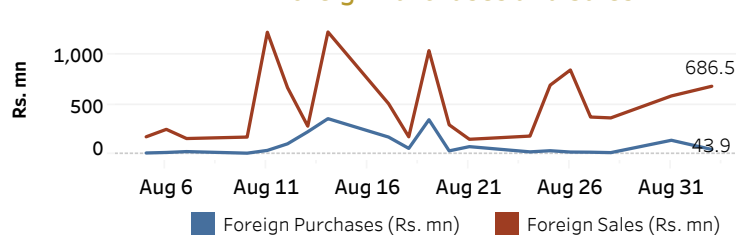
Source: Central Bank of Sri Lanka

## Share Market

02-Sep-20	
ASPI	5,359.99 ▲
S&P SL20	2,348.36 ▼
Daily Turnover	
Rs. 1,788.52 mn	

Market Capitalisation PE Ratio  
Rs. 2,329.51 bn 9.0

### Foreign Purchases and Sales

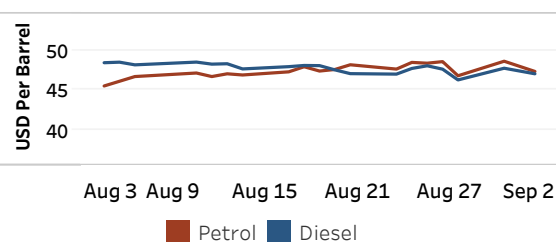


Source: Colombo Stock Exchange

## Energy

### Refined Oil Products - Singapore Market

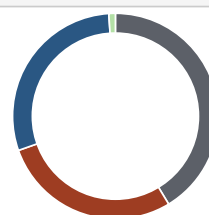
USD per Barrel	Petrol	Diesel
02-Sep-20	47.35	47.05



Source: Reuters

### Electricity Generation

	02-Sep-20
Total Energy (GWh)	39.25
Peak Demand (MW)	2,330.70



Per cent	Source
41.3	Thermal Coal
28.3	Thermal Oil
29.4	Hydro
1.0	Wind

Source: Ceylon Electricity Board