

# QUARTERLY BULLETIN OF WORKERS' REMITTANCES AND LABOUR MIGRATION

QUARTER 4 - 2025

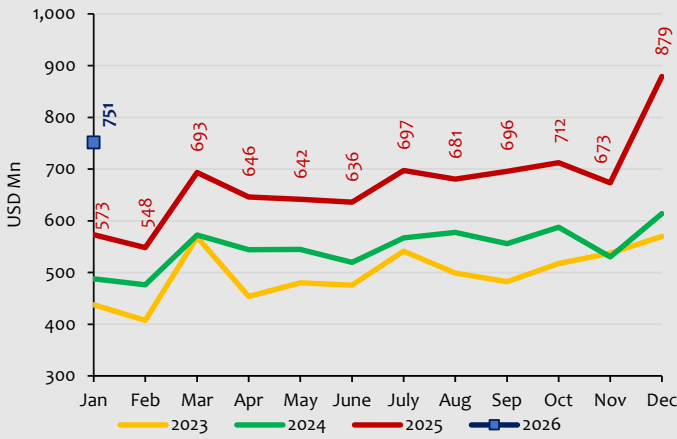


ECONOMIC RESEARCH DEPARTMENT  
CENTRAL BANK OF SRI LANKA

## Latest Developments in Workers' Remittances Related Statistics

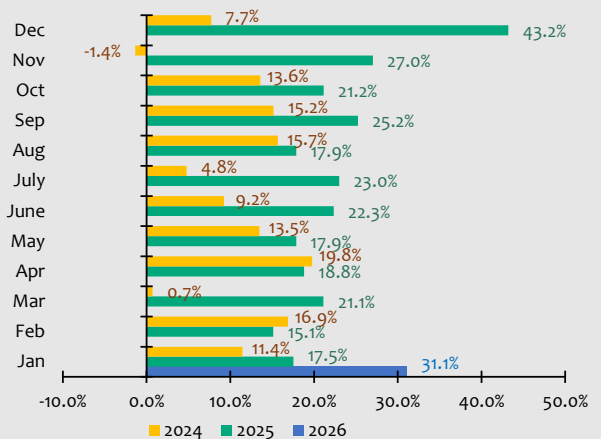
- Workers' remittances for January 2026 amounted to USD 751.1 million.
- Total departures for foreign employment for January 2026 is provisionally estimated to be around 25,245.

Figure 1: Monthly Movement of Workers' Remittances



Source: Licensed Banks

Figure 2: Y-o-Y Growth (%)

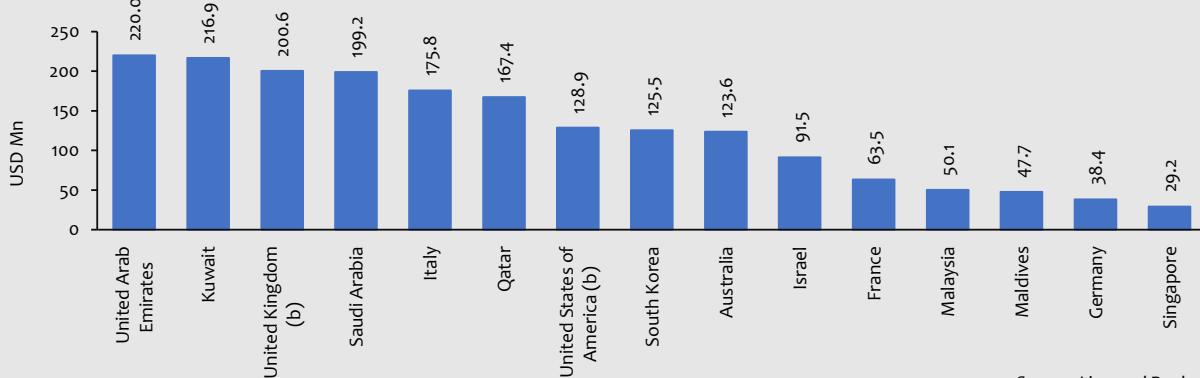


Source: Licensed Banks

## Developments in Workers' Remittances Related Statistics (Q4 - 2025)

- Total workers' remittances during 2025 amounted to USD 8,076.2 million.
- The highest amount of remittances in the fourth quarter of 2025 was received from United Arab Emirates followed by Kuwait and United Kingdom.
- Total departures for foreign employment amounted to 310,915 during 2025, with a monthly average of 25,910, recording a year-on-year decline compared to 2024.

Figure 3: Workers' Remittance Inflows by Country (Q4-2025) (a)



Source: Licensed Banks

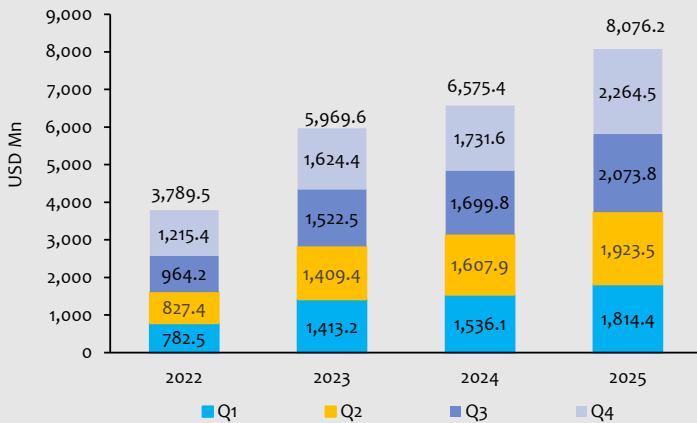
**The highest volume of workers' remittances was received from United Arab Emirates, Kuwait, United Kingdom and Saudi Arabia.**

(a) USD 243.2 mn (approximately 10.7%) from other countries and USD 142.9 mn (approximately 6.3%) received through some of the Global remittance channels, Apps and other channels, received in Q4 2025, are not included in country-wise workers' remittances. Details of the full list of countries can be accessed through: <https://www.cbsl.gov.lk/en/statistics/statistical-tables/external-sector>

(b) Remittances from the United States and the United Kingdom mainly include remittances diverted from other source countries due to cross border forex transactions arrangements.

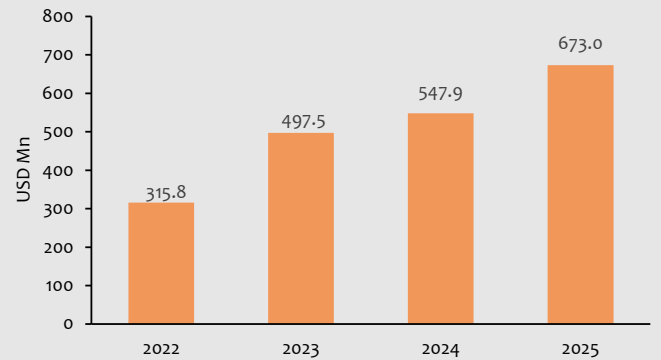
**Note: Workers' remittances may include other remittances, such as those received following Cyclone Ditwah.**

**Figure 4: Trends of Quarterly Workers' Remittances**



Source: Licensed Banks

**Figure 5: Monthly Average of Workers' Remittances**

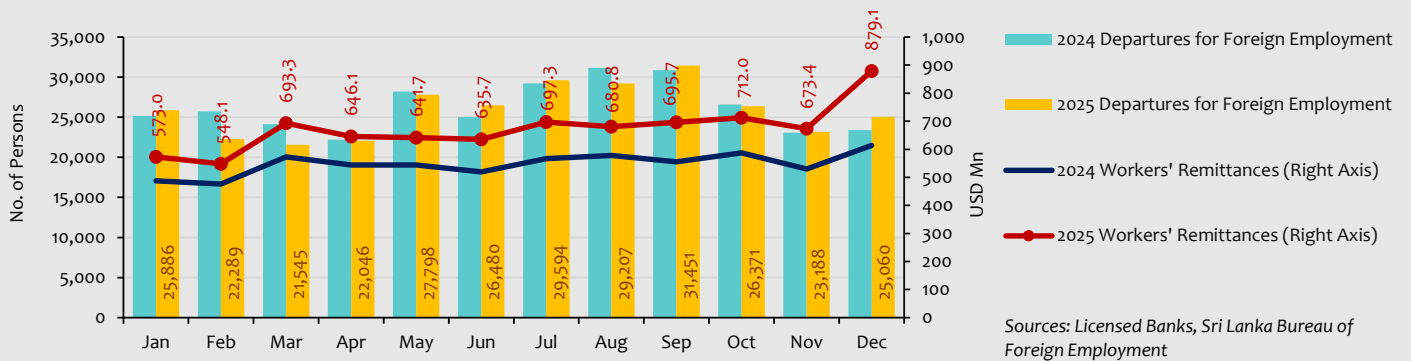


Source: Licensed Banks

Inflow of workers' remittances recorded a monthly average of USD 673.0 million in 2025, compared to a monthly average of USD 547.9 million in 2024, with a year-on-year increase of 22.8%.

## Performance of Workers' Remittances and Departures for Foreign Employment

**Figure 6: Workers' Remittances vs Departures for Foreign Employment**

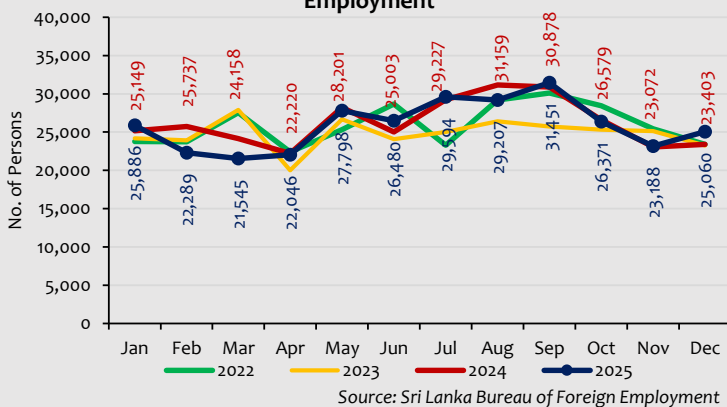


Sources: Licensed Banks, Sri Lanka Bureau of Foreign Employment

Workers' remittances recorded healthy levels in recent months and were at elevated levels compared to the previous year amounting to around USD 8.1 billion in 2025.

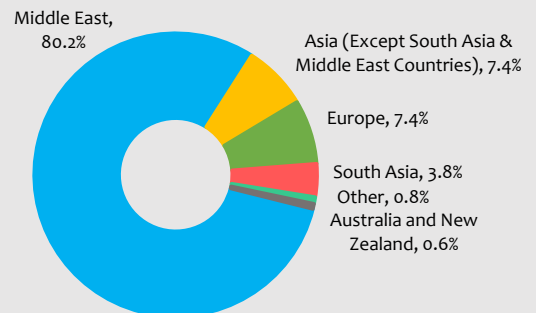
## Developments in Labour Migration

**Figure 7: Monthly Movement of Departures for Foreign Employment**



Source: Sri Lanka Bureau of Foreign Employment

**Figure 8: Departures by Region of Destination 2025**



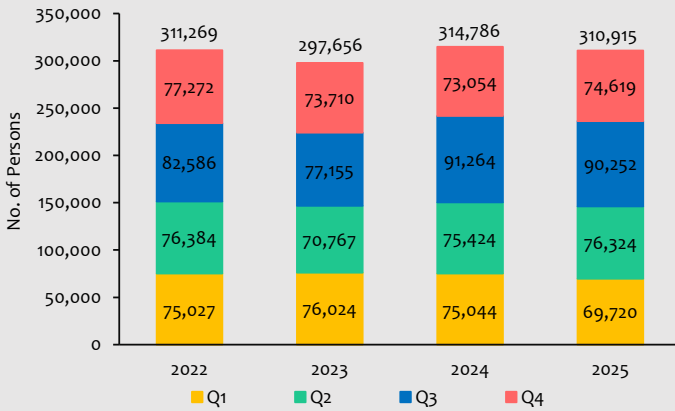
Source: Sri Lanka Bureau of Foreign Employment

The total departures for foreign employment in 2025 showed a marginal decline when compared to 2024.

Majority of departures of migrant workers during 2025 were to the Middle Eastern region (80.2%).

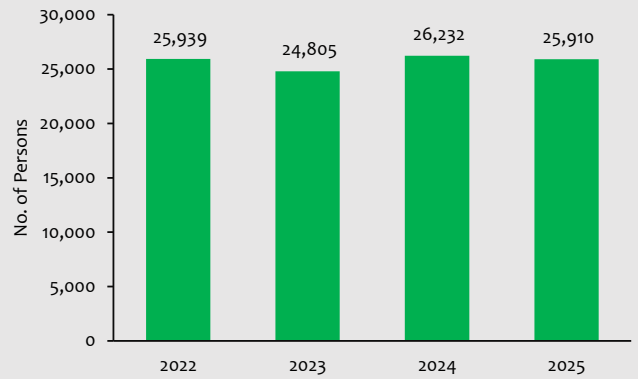
**Note:** Workers' remittances may include other remittances, such as those received following Cyclone Ditwah.

**Figure 9: Trends of Quarterly Departures for Foreign Employment**



Source: Sri Lanka Bureau of Foreign Employment

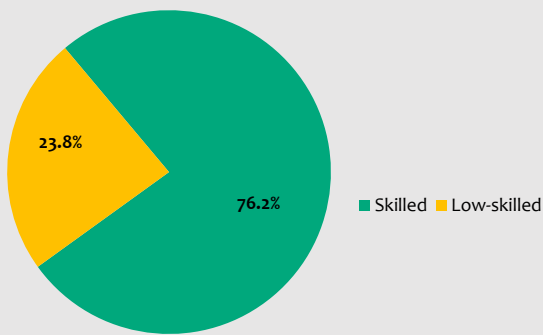
**Figure 10: Monthly Average of Departures for Foreign Employment**



Source: Sri Lanka Bureau of Foreign Employment

### Departures for Foreign Employment by Manpower Level and Gender: 2025

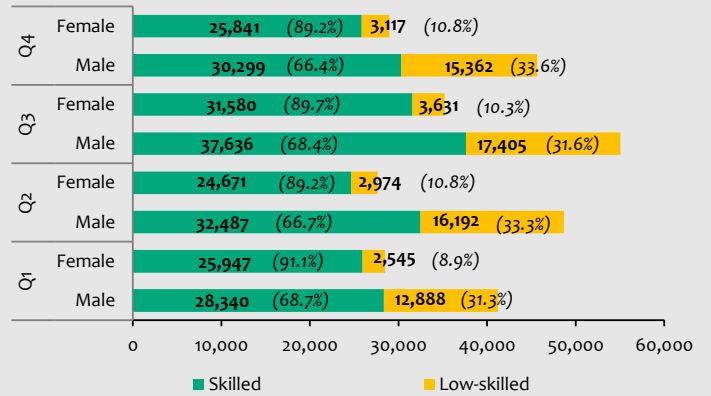
**Figure 11: Composition of Total Departures for Foreign Employment by Manpower Level 2025**



Source: Sri Lanka Bureau of Foreign Employment

Nearly 76.2% of departures for foreign employment were concentrated in the skilled category.

**Figure 12: No. of Departures by Gender and Employment Category 2025**

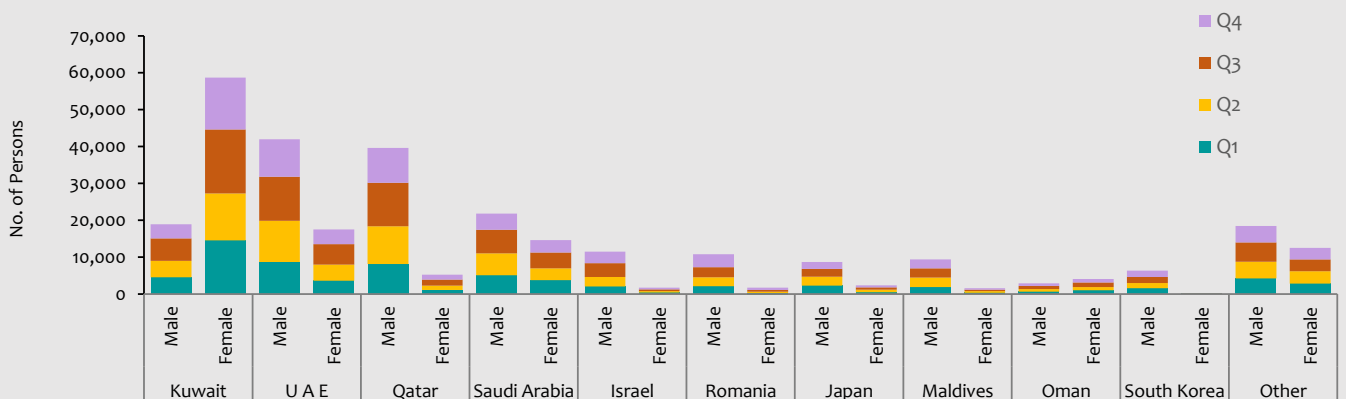


Source: Sri Lanka Bureau of Foreign Employment

Both male and female departures for foreign employment were highly concentrated in skilled category.

### Trends of Gender-wise Departures by Country: 2025

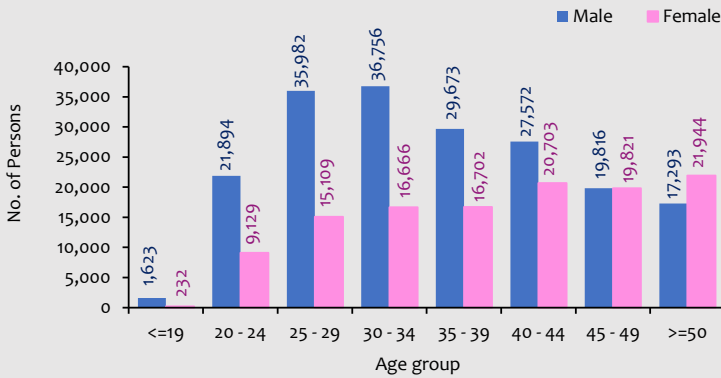
**Figure 13: Gender-wise Quarterly Departures by Country 2025**



Source: Sri Lanka Bureau of Foreign Employment

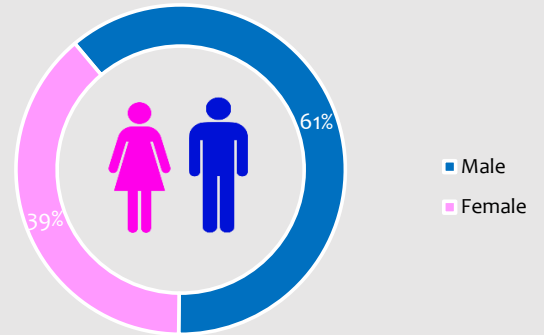
## Total Departures for Foreign Employment by Age Group and Gender: 2025

Figure 14: Total Departures for Employment by Age & Gender



Source: Sri Lanka Bureau of Foreign Employment

Figure 15: Total Departures for Employment by Gender

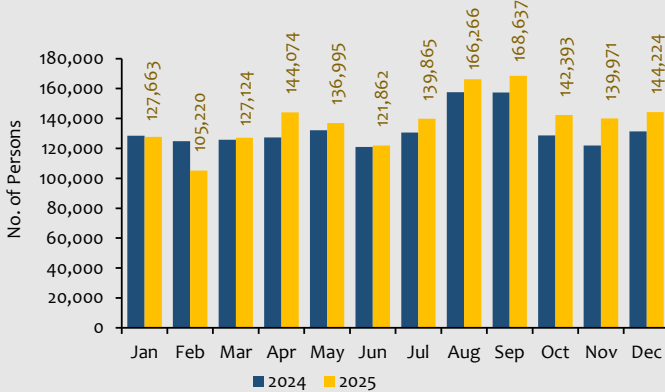


Source: Sri Lanka Bureau of Foreign Employment

Highest percentage of male migrant workers (19%) are in the age groups of 25-29 years and 30-34 years whereas most of the female migrant workers (18%) are in the age group of over 50 years.

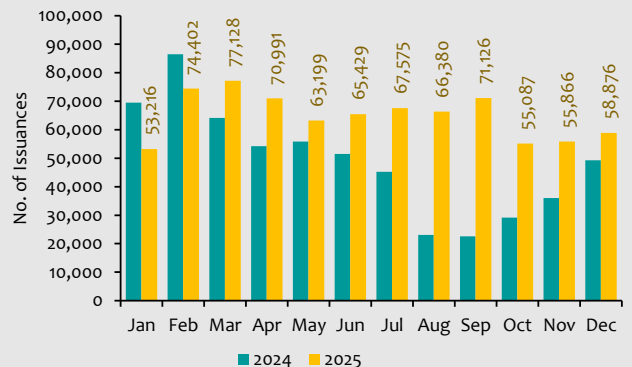
## Total Departures (Including Travel, Departures for Foreign Employment and Other Visa Categories) and Passport Issuances

Figure 16: Total Departures by Sri Lankans (Monthly)



Source: Department of Immigration and Emigration

Figure 17: Passport Issuances (Monthly)



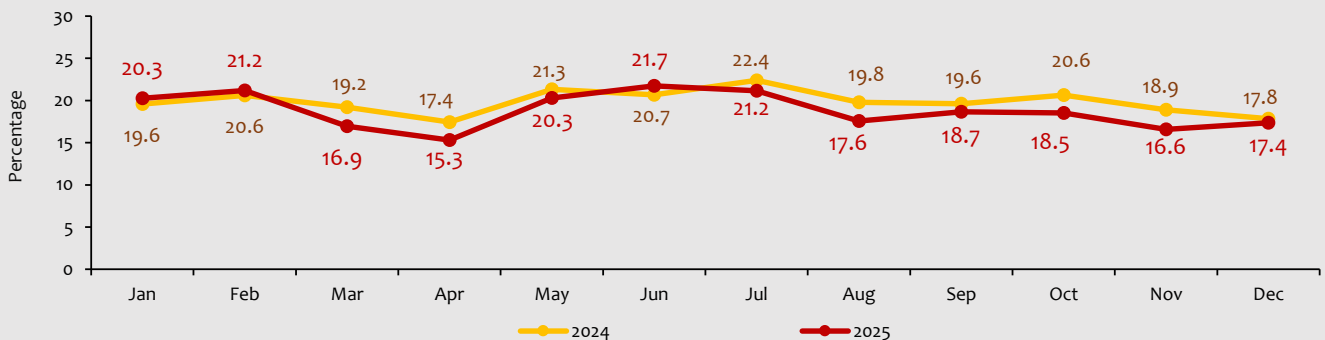
Source: Department of Immigration and Emigration

Total monthly departures showed a marginal increase during 2025 compared to the corresponding period of 2024.

Passport issuances showed an increase during 2025 compared to the corresponding period of 2024.

## Departures for Foreign Employment Vs Total Departures by Sri Lankans

Figure 18: Migrant Workers as a percentage of Total Departures by Sri Lankans

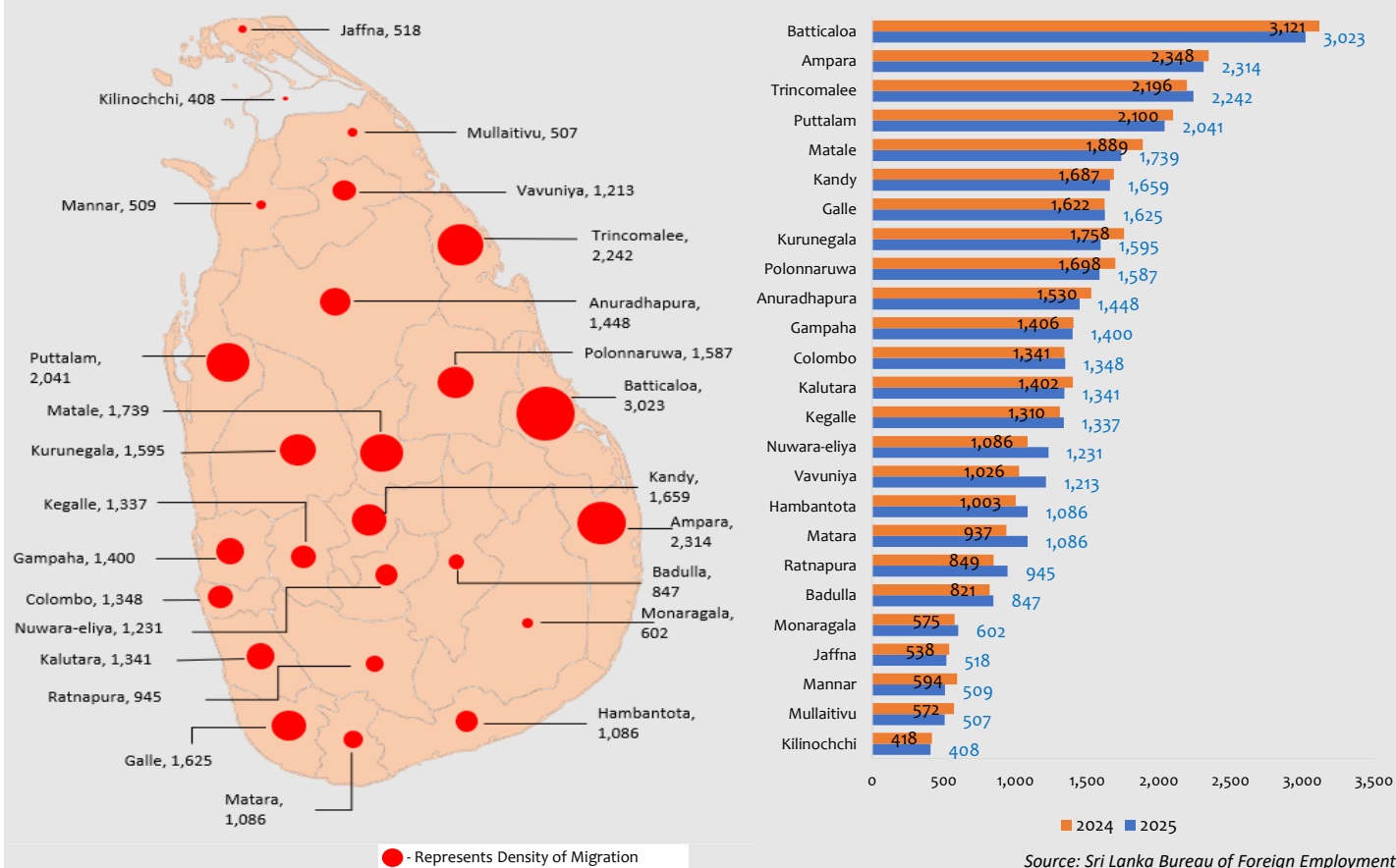


Departures of migrant workers as a percentage of total departures of Sri Lankans in 2025 showed fluctuations, but on average, remained slightly below the levels observed during the corresponding period in 2024.

Note: Total departures include all departures by Sri Lankans.

## Density of Migrant Worker Departures: 2025

Figure 19 : Departures for Foreign Employment per 100,000 Population by District



Source: Sri Lanka Bureau of Foreign Employment

The highest density of departures for foreign employment in comparison to the population of each district was reported from Batticaloa in 2024 and 2025.