

# QUARTERLY BULLETIN OF WORKERS' REMITTANCES AND LABOUR MIGRATION

QUARTER 1 - 2024



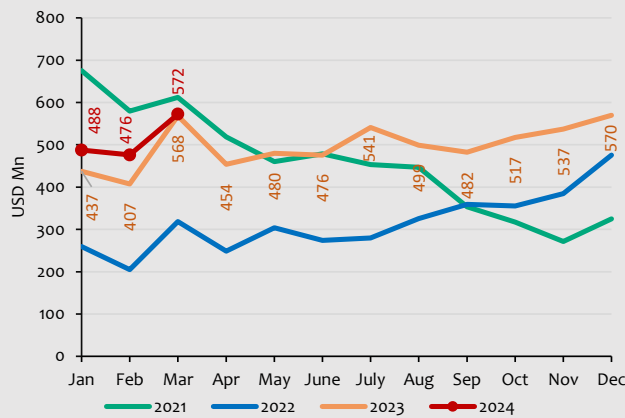
ECONOMIC RESEARCH DEPARTMENT  
CENTRAL BANK OF SRI LANKA

## Highlights ....

- Total workers' remittances during the first quarter of 2024 amounted to USD 1,536.1 million.
- The highest amount of remittances in the first quarter of 2024 was received from Kuwait followed by Saudi Arabia and Qatar.
- Total departures for foreign employment amounted to 75,175 during the first quarter of 2024 recording a monthly average of 25,058.

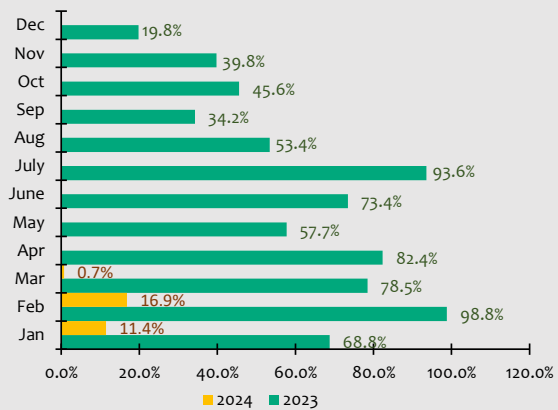
### Developments in Workers' Remittances Inflows

Figure 1: Monthly Movement



Source: Licensed Banks

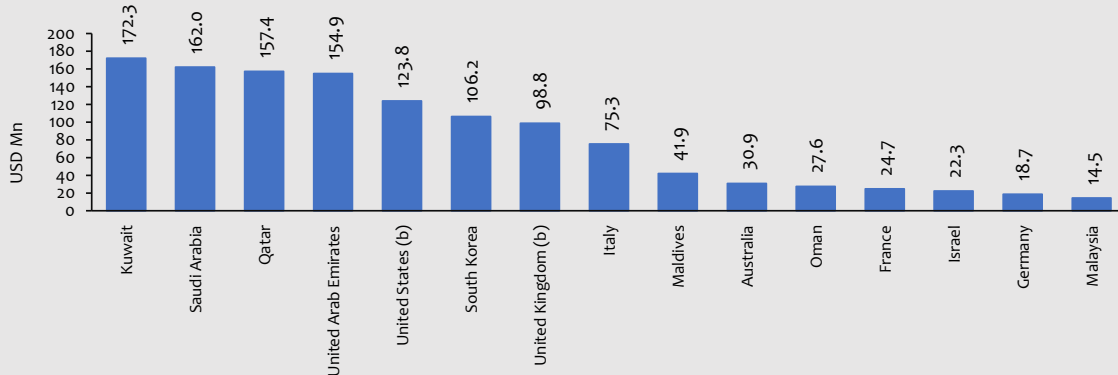
Figure 2: Y-o-Y Growth (%)



Source: Licensed Banks

**Inflow of workers' remittances recorded a monthly average of USD 512 million during the first quarter of 2024, compared to a monthly average of USD 471 million in the first quarter of 2023.**

Figure 3: Workers' Remittance Inflows by Country (Q1 - 2024) (a)



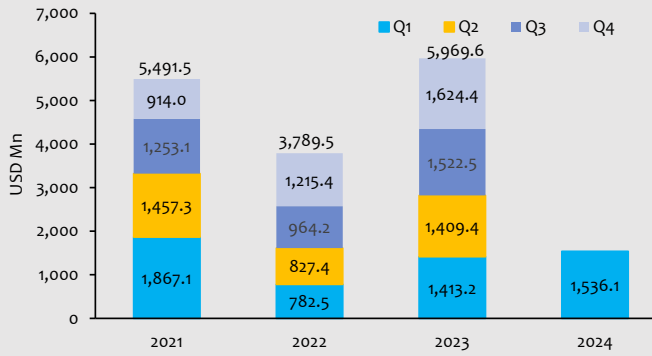
Source: Licensed Banks

**The highest volume of workers' remittances was received from Kuwait, Saudi Arabia, Qatar and UAE.**

(a) USD 111.1 mn received through other countries and USD 193.8 mn received through some of the Global remittance channels, Apps and other channels are not included in country-wise workers' remittances.

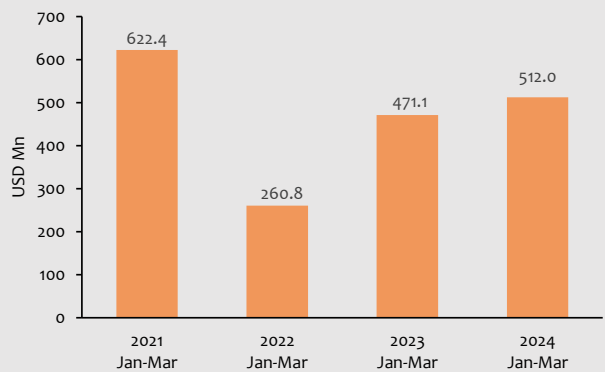
(b) Remittances from the United States and the United Kingdom mainly include remittances diverted from other source countries due to cross border forex transactions arrangements.

Figure 4: Trends of Quarterly Workers' Remittances



Source: Licensed Banks

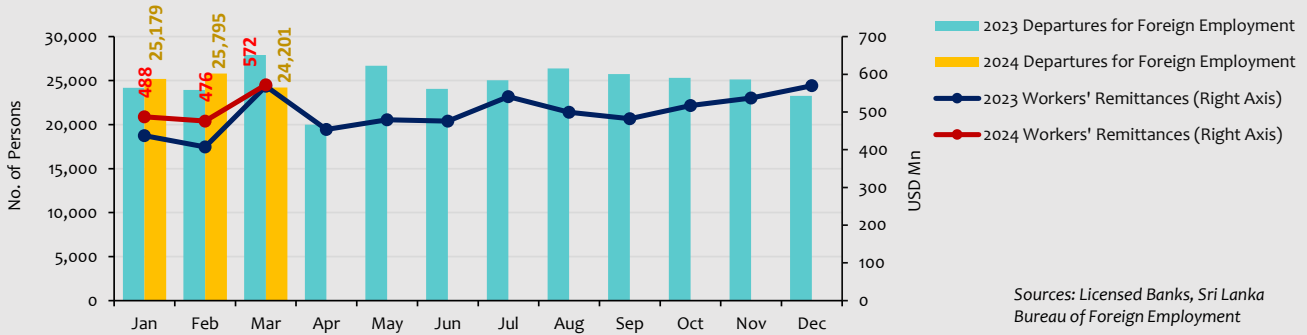
Figure 5: Monthly Average of Workers' Remittances



Source: Licensed Banks

## Performance of Workers' Remittances and Departures for Foreign Employment

Figure 6: Workers' Remittances vs Departures for Foreign Employment

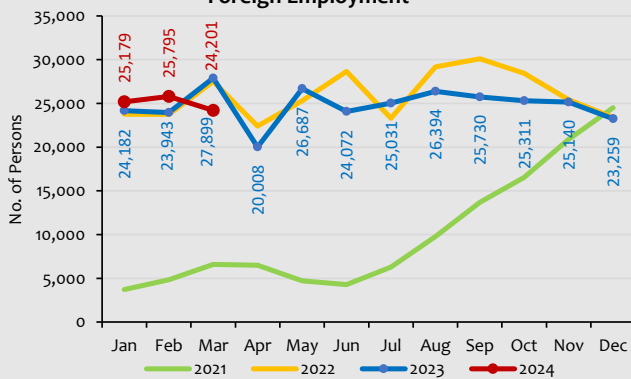


Sources: Licensed Banks, Sri Lanka Bureau of Foreign Employment

Workers' remittances recorded healthy levels in recent months and were at elevated levels compared to the previous year amounting to around US dollars 1.5 billion in the first quarter of 2024.

## Developments in Labour Migration

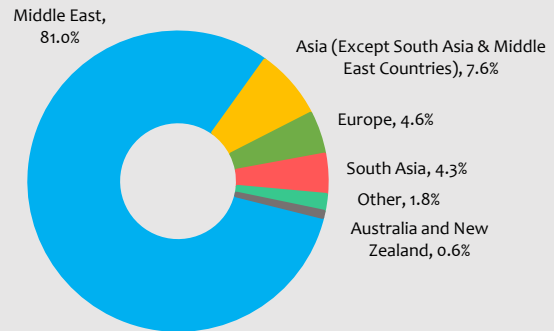
Figure 7: Monthly Movement of Departures for Foreign Employment



Source: Sri Lanka Bureau of Foreign Employment

The total departures for foreign employment in the first quarter of 2024 showed a slight increase when compared to the fourth quarter of 2023.

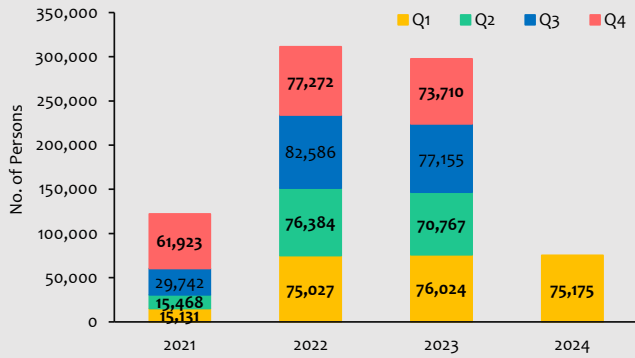
Figure 8: Departures by Region of Destination (January-March 2024)



Source: Sri Lanka Bureau of Foreign Employment

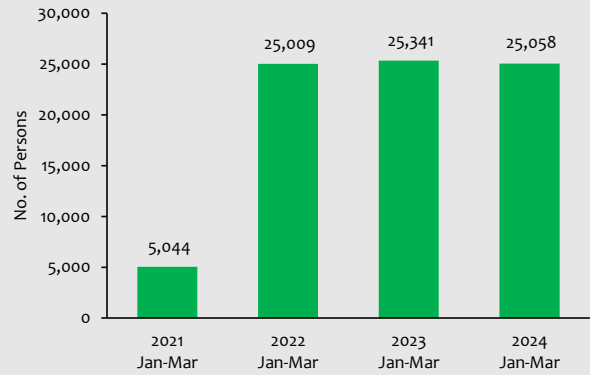
Majority of departures of migrant workers during the first quarter of 2024 were to the Middle Eastern region (81.0%).

**Figure 9: Trends of Quarterly Departures for Foreign Employment**



Source: Sri Lanka Bureau of Foreign Employment

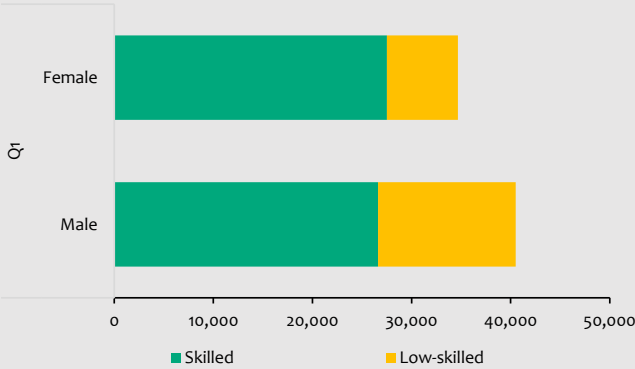
**Figure 10: Monthly Average of Departures for Foreign Employment**



Source: Sri Lanka Bureau of Foreign Employment

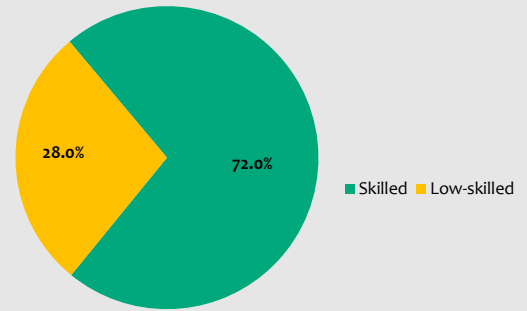
**Departures for Foreign Employment by Manpower Level: January-March 2024**

**Figure 11: No. of Departures by Gender and Employment Category (January-March 2024)**



Source: Sri Lanka Bureau of Foreign Employment

**Figure 12: Composition of Total Departures for Foreign Employment by Manpower Level (January-March 2024)**



Source: Sri Lanka Bureau of Foreign Employment

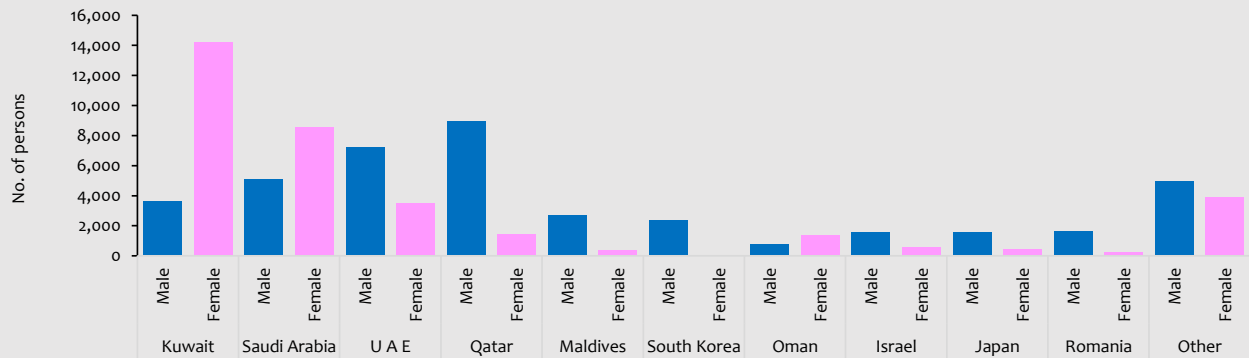
Both male and female departures for foreign employment were highly concentrated in skilled category, on the basis of the revised employment classification.

Nearly 72% of departures for foreign employment were concentrated in the skilled category, on the basis of the revised employment classification.

Note: SLBFE revised their employment classification to only reflect skilled and low-skilled workers and has discontinued the publication of data on departures based on previous employment classification of professional level, clerical and related, middle level, skilled, semi-skilled and low skilled

**Trends of Gender-wise Departures by Country: January-March 2024**

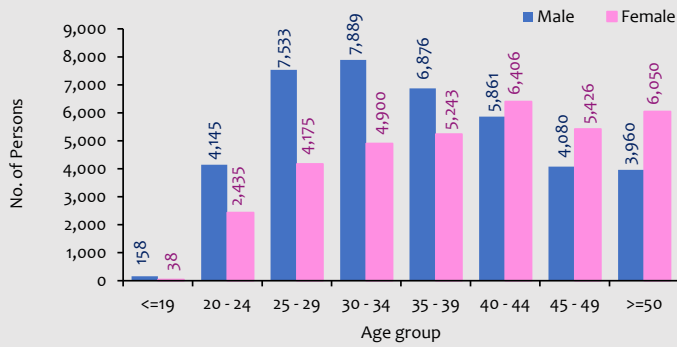
**Figure 13: Gender-wise Quarterly Departures by Country (January-March 2024)**



Source: Sri Lanka Bureau of Foreign Employment

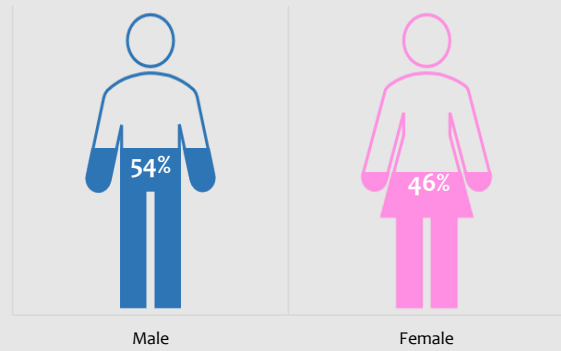
## Total Departures for Foreign Employment by Age Group and Gender: January-March 2024

Figure 14: Total Departures for Employment by Age & Gender



Source: Sri Lanka Bureau of Foreign Employment

Figure 15: Total Departures for Employment by Gender

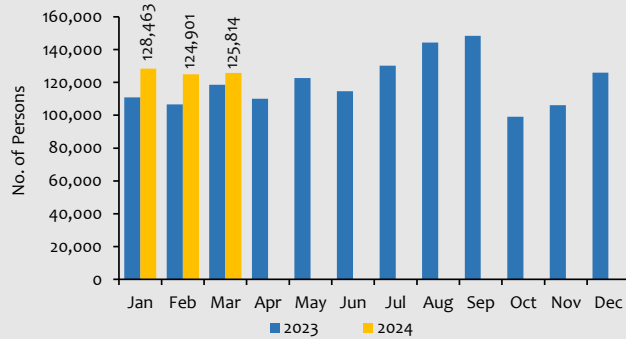


Source: Sri Lanka Bureau of Foreign Employment

Highest percentage of male migrant workers (19%) are in the age group of 30-34 years whereas most of the female migrant workers (18%) are in the age group of 40-44 years.

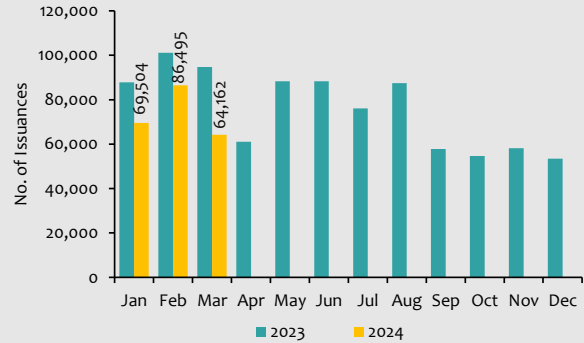
## Total Departures (including travel, departures for foreign employment and other visa categories) and Passport Issuances

Figure 16: Total Departures by Sri Lankans (Monthly)



Source: Department of Immigration and Emigration

Figure 17: Passport Issuances (Monthly)



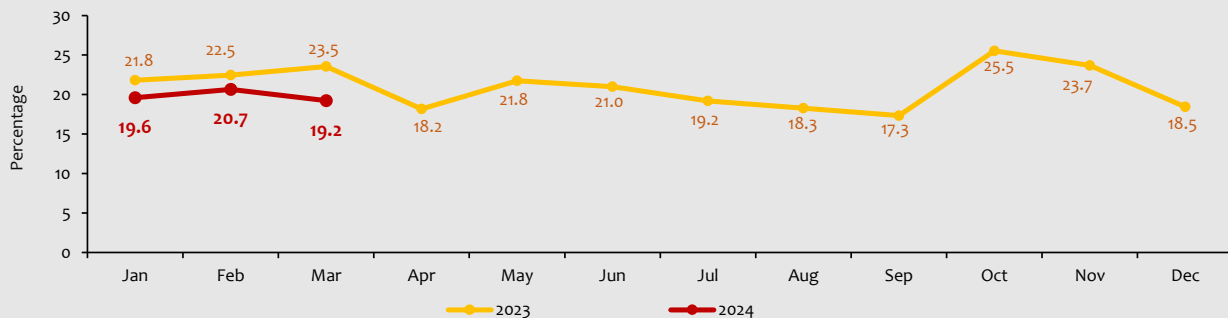
Source: Department of Immigration and Emigration

Total monthly departures remained higher throughout the first quarter of 2024 compared to the first quarter of 2023.

Passport issuances showed some decline during the first quarter of 2024 compared to the corresponding period of 2023.

## Departures for Foreign Employment Vs Total Departures by Sri Lankans

Figure 18: Migrant Workers as a percentage of Total Departures by Sri Lankans



Departures of migrant workers as a percentage of total departures of Sri Lankans were relatively low in the first quarter of 2024 compared to the corresponding period of 2023.

Note: Total departures include all Sri Lankan departures