



QUARTERLY BULLETIN OF WORKERS' REMITTANCES AND LABOUR MIGRATION

QUARTER 4 - 2022



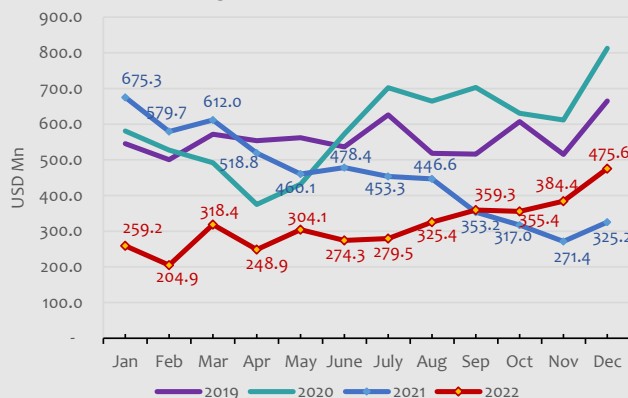
FOREIGN REMITTANCES FACILITATION DEPARTMENT
CENTRAL BANK OF SRI LANKA

Highlights

- Workers' remittances increased to USD 475.6 million in December 2022 from USD 325.2 million in December 2021, recording the highest monthly remittances during 2022.
- Total workers' remittances stood at USD 3,789.4 million during the year 2022.
- The highest amount of remittances was received from Kuwait followed by Qatar and Saudi Arabia in Q4 of 2022.
- Total departures for foreign employment increased significantly in 2022 recording a monthly average of 25,939 migrants.

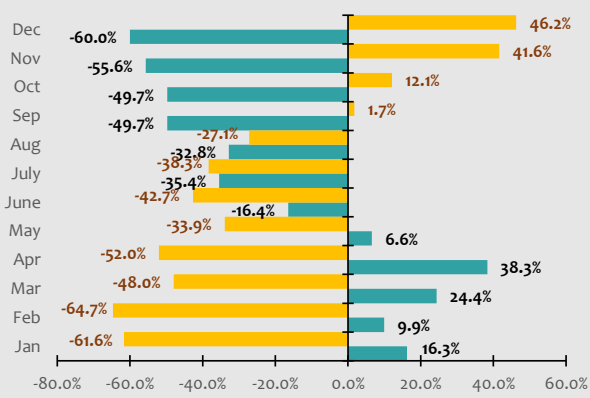
Developments in Workers' Remittance Inflows

Figure 1: Monthly Movement



Source: Licensed Banks

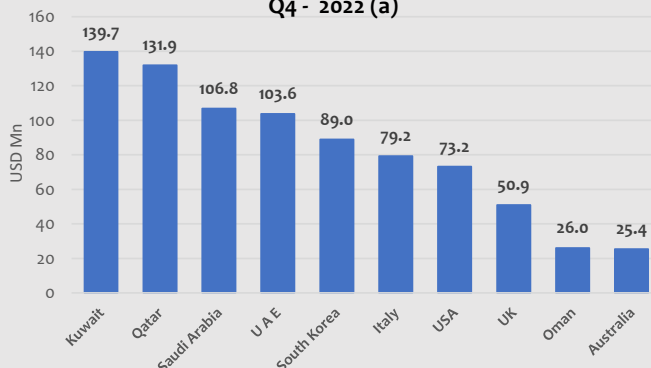
Figure 2: Y-o-Y Growth (%)



Source: Licensed Banks

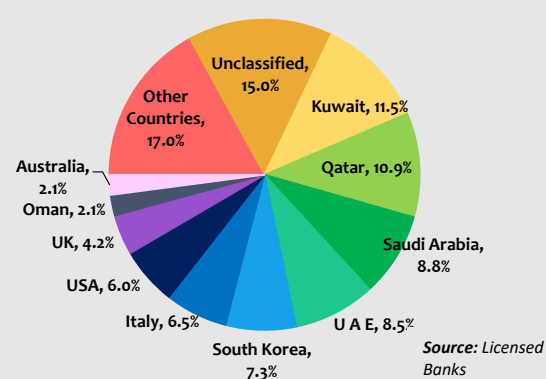
Inflow of workers' remittances exhibited an improvement in recent months recording a monthly average of USD 405 million during the fourth quarter of 2022 compared to USD 321 million in the third quarter of 2022.

Figure 3: Workers' Remittance Inflows by Country Q4 - 2022 (a)



Source: Licensed Banks

Figure 4: Distribution of Workers' Remittance Inflows by Country Q4 - 2022 (Share of Total)

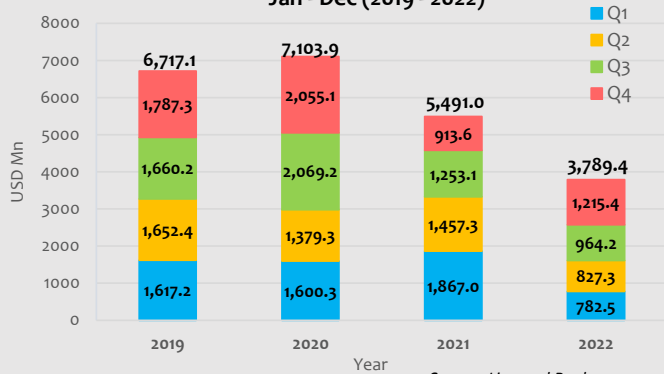


Source: Licensed Banks

The highest volume of remittances was received from Kuwait, Qatar, Saudi Arabia, and UAE.

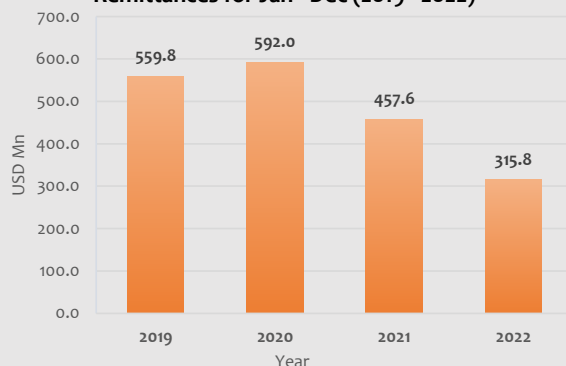
(a) USD 206.9 million received through other countries and USD 182.8 million remittances received through some of the Global remittance channels, Apps and other channels are not included in country-wise remittances

Figure 5: Cumulative Inward Workers' Remittances Jan - Dec (2019 - 2022)



Source: Licensed Banks

Figure 6: Annual Average of Monthly Remittances for Jan - Dec (2019 - 2022)

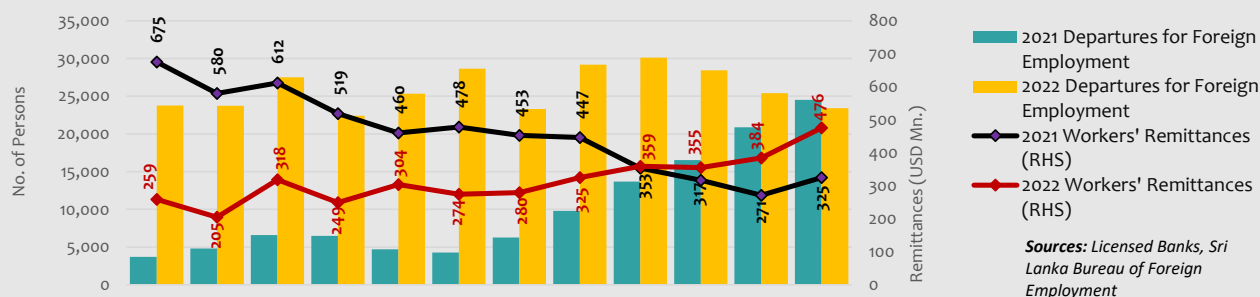


Source: Licensed Banks

Total inflow of workers' remittances in 2022 amounted to USD 3,789.4 mn, in comparison to USD 5,491.0 mn in 2021 recording a monthly average of USD 315.8 mn per month.

Performance of Departures for Foreign Employment and Workers' Remittances

Figure 7: Workers' Remittances vs Departures for Foreign Employment

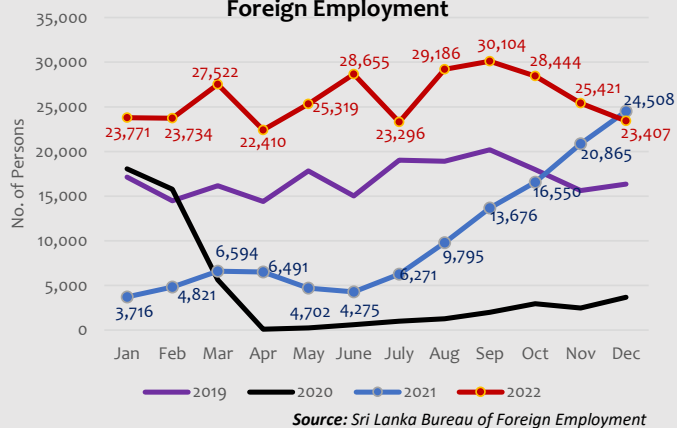


Sources: Licensed Banks, Sri Lanka Bureau of Foreign Employment

An improvement in inflow of workers' remittances was witnessed in the recent months in line with the higher departures for foreign employments.

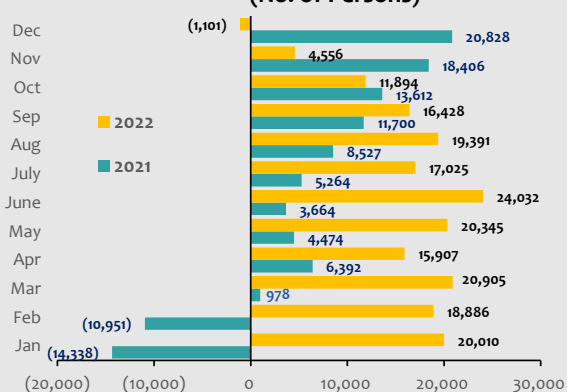
Developments in Labour Migration

Figure 8: Monthly Movement of Departures for Foreign Employment



Source: Sri Lanka Bureau of Foreign Employment

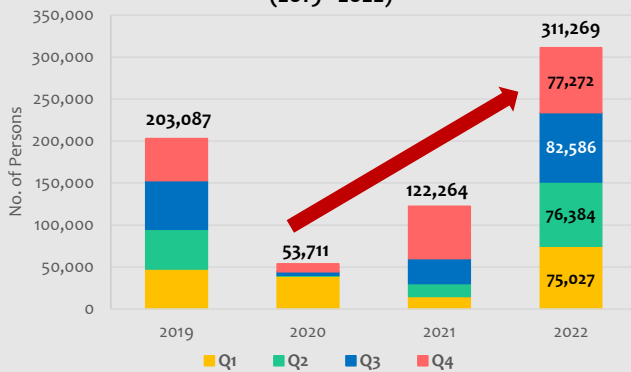
Figure 9: Y-o-Y change in Departures (No. of Persons)



Source: Sri Lanka Bureau of Foreign Employment

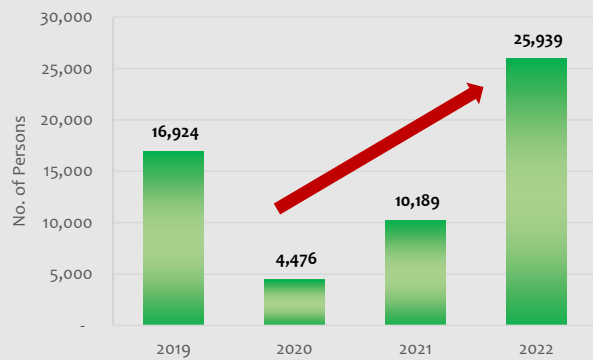
The total departures for foreign employment showed a significant increase in 2022 compared to 2021.

Figure 10: Trends in Departures - Jan - Dec (2019 - 2022)



Source: Sri Lanka Bureau of Foreign Employment

Figure 11: Annual Average of Monthly Departures for Jan - Dec (2019 - 2022)

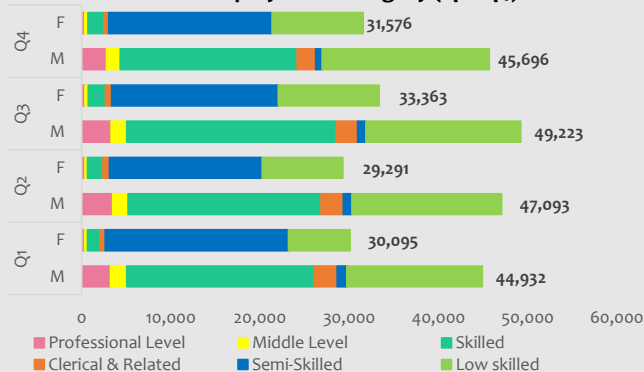


Source: Sri Lanka Bureau of Foreign Employment

During Jan-Dec 2022, total departures for foreign employment amounted to 311,269 recording a monthly average of 25,939.

Departure for Foreign Employment by Manpower Level - 2022

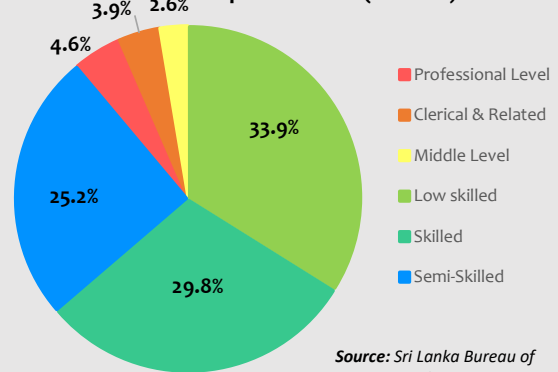
Figure 12: No. of Departures by Gender and Employment Category (Q1 - Q4)



Source: Sri Lanka Bureau of Foreign Employment

Female participation of foreign employment is highly concentrated on semi-skilled category, while male participation is concentrated on skilled category.

Figure 13: Composition of Total Employment by Manpower Level (Jan-Dec)

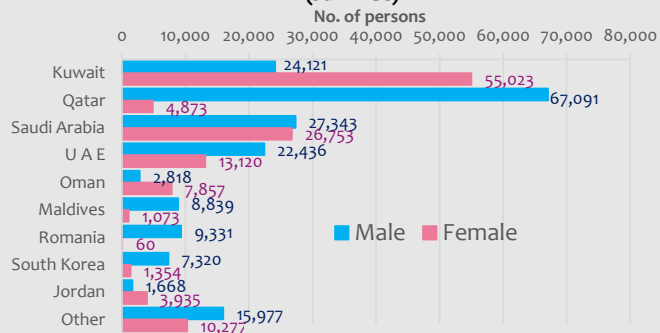


Source: Sri Lanka Bureau of Foreign Employment

Nearly 60% of total participation (male and female) of foreign employment is concentrated in the semi-skilled and low skilled categories.

Departures for Foreign Employment by Country & Region - 2022

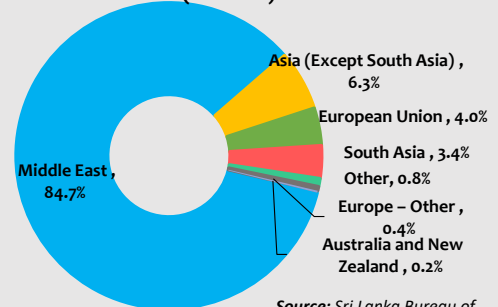
Figure 14: Departures by Country of Destination (Jan-Dec)



Source: Sri Lanka Bureau of Foreign Employment

Kuwait and Qatar are the main destinations of male and female migrant workers, respectively in 2022.

Figure 15: Departures by Region of Destination (Jan-Dec)

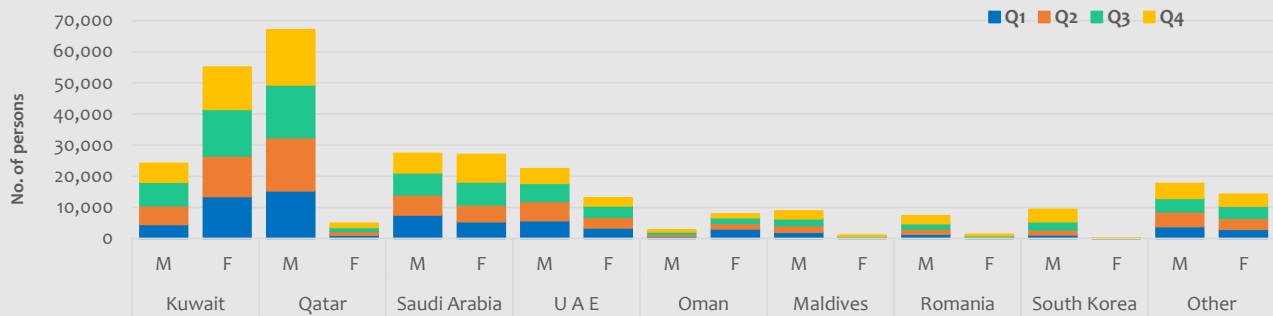


Source: Sri Lanka Bureau of Foreign Employment

Majority of the migrant workers (85%) are employed in the Middle Eastern countries.

Quarterly Trend of Country wise Migration - 2022

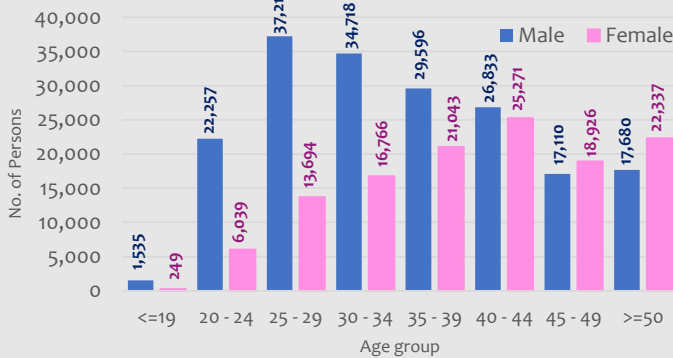
Figure 16: Gender-wise Departures by Country during Jan - Dec 2022



Source: Sri Lanka Bureau of Foreign Employment

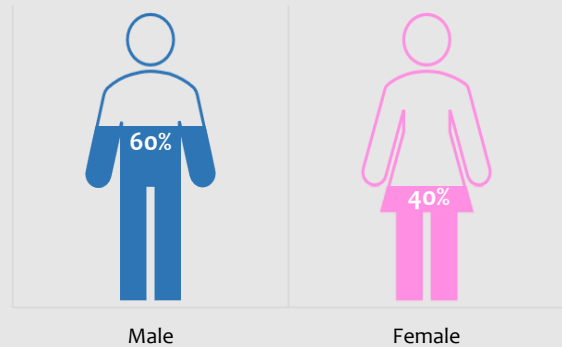
Total Departures for Foreign Employment by age group and gender - (Jan- Dec 2022)

Figure 17: Total departures for employment by age



Source: Sri Lanka Bureau of Foreign Employment

Figure 18: Total departures for employment by Gender

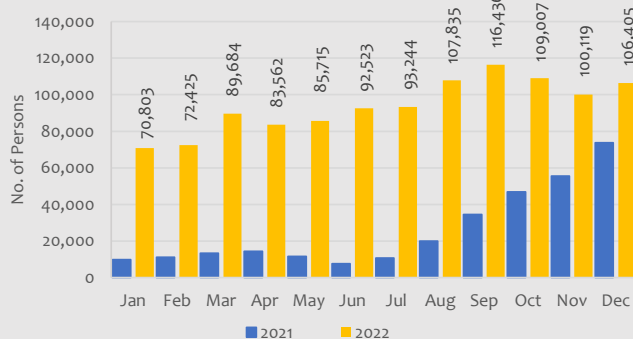


Source: Sri Lanka Bureau of Foreign Employment

Highest percentage of male migrant workers (20%) are in the age group of 25 - 29 years, whereas most of the female workers (20%) are in age group of 40 - 44 years.

Total Departures (including departures for foreign employment) and Passport Issuances

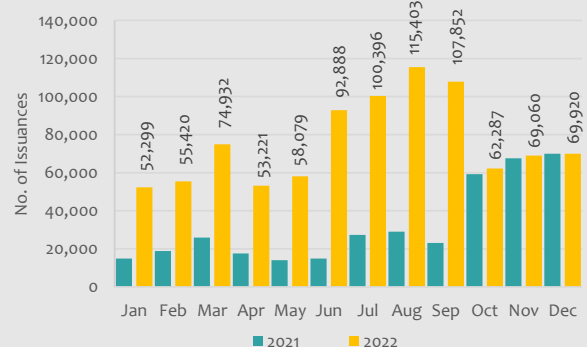
Figure 19: Total Departures by Sri Lankans (Monthly)



Source: Department of Immigration and Emigration

Total monthly departures are high throughout the year of 2022.

Figure 20: Passport Issuances (Monthly)

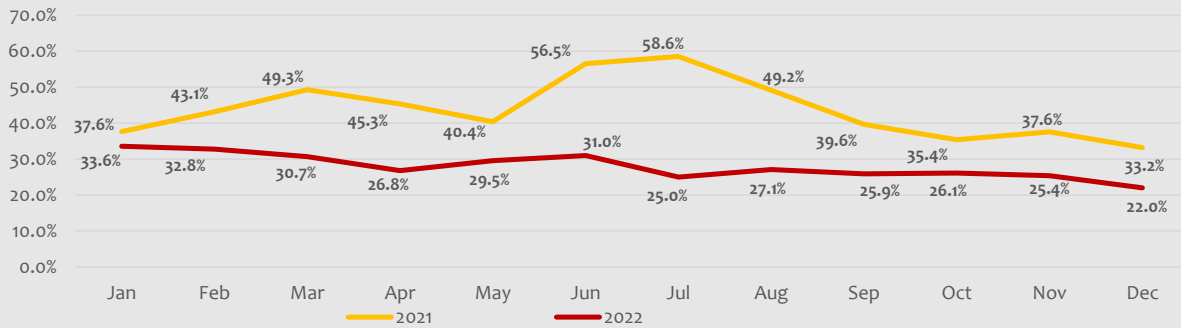


Source: Department of Immigration and Emigration

In line with the higher departures for foreign employment, passport issuances increased in 2022.

Departures for Foreign Employment Vs Total Departures by Sri Lankans

Figure 21: Migrant Workers as a % of Total Departures by Sri Lankans

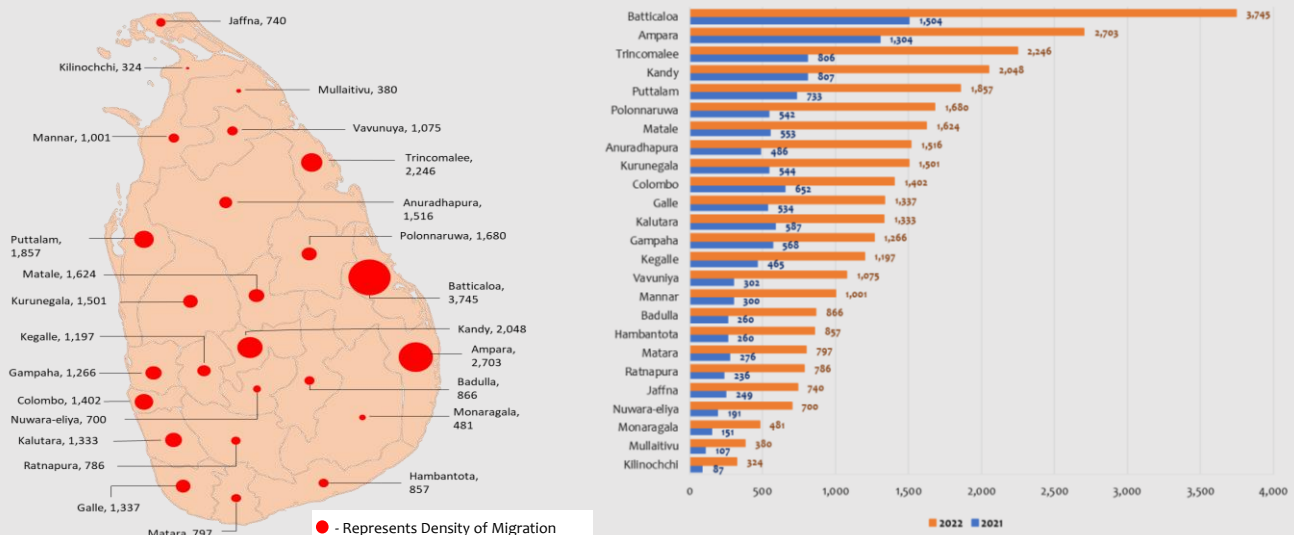


Migrant workers as a percentage of total departures of Sri Lankans are relatively low in 2022, compared to corresponding period of 2021.

Note: Total departures include all Sri Lankan departures

Density of Migrant Worker Departures

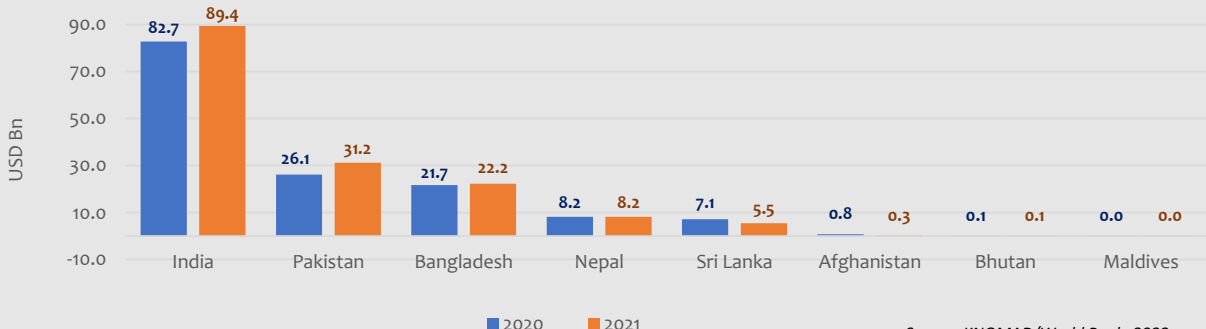
Figure 22: Departures for foreign employments per 100,000 population by district



The highest percentage of migration in comparison to the population of each district was reported from Batticaloa in 2021 and 2022.

Global Comparison

Figure 23: Inflow of Workers' Remittances in selected South Asian Countries - 2020 & 2021



Source: KNOMAD/World Bank, 2022.

Recent Measures on Labour Migration and Workers' Remittances

- Introduced an incentive scheme to reimburse the transaction costs borne by migrant workers up to Rs. 1,000 on 01st February 2022.
- Cabinet of Ministers approved a proposal to provide an additional duty free allowance for migrant workers based on the quantum of forex they remitted to Sri Lanka on 08th August 2022.
- A circular was issued on granting permits/ licenses to import fully electric vehicle for Sri Lankans employed abroad on 31st August 2022.
- A special pension scheme namely "Manusavi" for expatriate workers was introduced jointly by Sri Lankan Social Security Board and Sri Lanka Bureau of Foreign Employment (SLBFE) on 26th September 2022.
- The Cabinet of Ministers decided to exempt women who have children of two (02) years of age or above from the compulsory requirement to submit a Family Background Report when going abroad for employment on 27th June 2022.
- Established a special entrance "HOPE GATE" by SLBFE at the departure lobby of the Bandaranayake International Airport, to provide more facilities to Sri Lankan migrant workers at the airport on 01st September 2022.

Note: 2022 Numbers are provisional.