
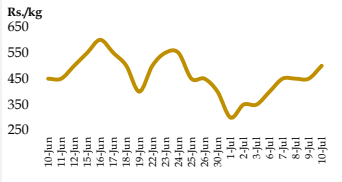
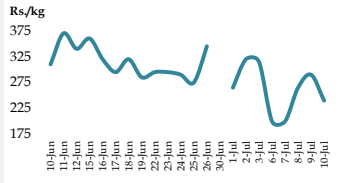
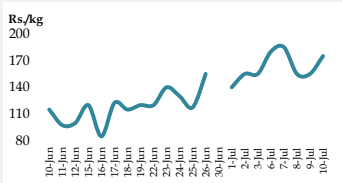
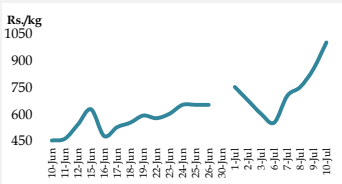

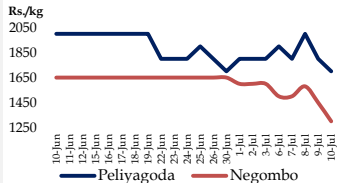

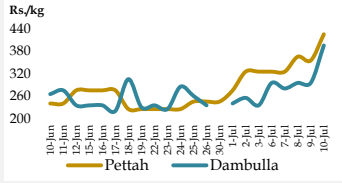

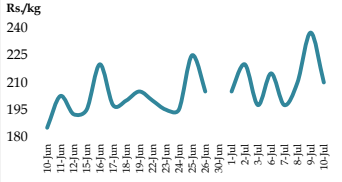


# Daily Price Report

A Summary of Price<sup>1</sup> Developments - 10 July 2026

		Price (Rs./kg)		
		Yesterday	Today	
<b>Vegetables</b>  	<p>Price of <b>Beans</b> increased in <b>Pettah</b> market compared to yesterday due to <b>limited supply</b> from <b>Welimada</b> area.</p> 	▲	<b>Pettah :</b> 450.00	500.00
	<p>Price of <b>Carrot</b> declined in <b>Dambulla</b> market compared to yesterday due to <b>favourable supply</b> from <b>Nuwara Eliya</b> and <b>Bandarawela</b> areas.</p> 	▼	<b>Dambulla :</b> 290.00	240.00
	<p>Price of <b>Pumpkin</b> increased in <b>Dambulla</b> market compared to yesterday due to <b>limited supply</b> from <b>Sigiriya</b> and <b>Monaragala</b> areas.</p> 	▲	<b>Dambulla :</b> 155.00	175.00
	<p>Price of <b>Green Chilli</b> increased further in <b>Dambulla</b> market compared to yesterday due to <b>limited supply</b> from <b>Mahiyanganaya</b>, <b>Galewela</b> and <b>Sigiriya</b> areas.</p> 	▲	<b>Dambulla :</b> 855.00	1,005.00
<b>Fish</b>  	<p>Wholesale Price of <b>Kelawalla</b> and <b>Negombo</b> fish markets declined in both <b>Peliyagoda</b> and <b>Negombo</b> fish markets compared to yesterday due to <b>favourable supply</b> from <b>Negombo</b> and <b>Southern</b> coastal areas.</p> 	▼	<b>Negombo :</b> 1,800.00 <b>Peliyagoda :</b> 1,450.00	1,700.00 1,300.00
<b>Fruits</b>  	<p>Price of <b>Pineapple</b> increased in both <b>Pettah</b> and <b>Dambulla</b> markets compared to Yesterday due to <b>limited supply</b> from <b>Gampaha</b> and <b>Nittambuwa</b> areas, respectively.</p> 	▲	<b>Pettah :</b> 355.00 <b>Dambulla :</b> 295.00	425.00 395.00
<b>Other</b>  	<p>Price of <b>Imported Potato</b> declined in <b>Dambulla</b> market compared to yesterday due to <b>high availability</b> of <b>Indian varieties</b>.</p> 	▼	<b>Dambulla :</b> 238.00	210.00

<sup>1</sup> The above mentioned prices, unless otherwise noted, denote the retail prices in relevant markets.

Item	Unit	Wholesale Prices				Retail Prices					
		Pettah		Dambulla		Pettah		Dambulla		Narahenpita	
		Yesterday	Today	Yesterday	Today	Yesterday	Today	Yesterday	Today	Yesterday	Today
<b>V E G E T A B L E S</b>											
Beans	Rs./kg	400.00	450.00	225.00	225.00	450.00	500.00	255.00	255.00	560.00	560.00
Carrot	Rs./kg	300.00	300.00	260.00	210.00	350.00	350.00	290.00	240.00	360.00	380.00
Cabbage	Rs./kg	100.00	100.00	90.00	75.00	150.00	150.00	120.00	105.00	320.00	300.00
Tomato	Rs./kg	400.00	450.00	255.00	255.00	450.00	500.00	285.00	285.00	480.00	460.00
Brinjal	Rs./kg	300.00	300.00	300.00	310.00	350.00	350.00	330.00	340.00	480.00	480.00
Pumpkin	Rs./kg	120.00	120.00	125.00	145.00	170.00	170.00	155.00	175.00	240.00	240.00
Snake gourd	Rs./kg	300.00	300.00	165.00	175.00	350.00	350.00	195.00	205.00	400.00	400.00
Green Chilli	Rs./kg	750.00	750.00	825.00	975.00	800.00	800.00	855.00	1,005.00	1,200.00	1,200.00
Lime	Rs./kg	400.00	400.00	190.00	190.00	500.00	500.00	220.00	220.00	800.00	800.00
<b>O T H E R</b>											
Red Onion (Local)	Rs./kg	383.00	378.00	275.00	290.00	n.a.	n.a.	295.00	310.00	n.a.	n.a.
Red Onion (Imp)	Rs./kg	330.00	350.00	255.00	225.00	400.00	400.00	275.00	245.00	650.00	650.00
Big Onion (Local)	Rs./kg	n.a.	n.a.	n.a.	n.a.	n.a.	n.a.	n.a.	n.a.	n.a.	n.a.
Big Onion (Imp)	Rs./kg	173.00	170.00	183.00	165.00	198.00	200.00	203.00	185.00	300.00	300.00
Potato (Local)	Rs./kg	310.00	310.00	270.00	270.00	355.00	355.00	290.00	290.00	350.00	350.00
Potato (Imp)	Rs./kg	189.00	178.00	218.00	190.00	213.00	213.00	238.00	210.00	240.00	240.00
Dried Chilli (Imp)	Rs./kg	1,080.00	1,078.00	1,050.00	1,050.00	1,170.00	1,140.00	1,080.00	1,080.00	1,160.00	1,160.00
Coconut (Avg.)	Rs./Nut	120.00	120.00	105.00	105.00	145.00	145.00	110.00	110.00	180.00	180.00
Coconut oil	Rs./Ltr	814.00	816.00			878.00	884.00			852.00	852.00
Red Dhal	Rs./kg	231.00	230.00			252.00	250.00			260.00	260.00
Sugar (White)	Rs./kg	210.00	210.00			225.00	225.00			220.00	220.00
Egg (White)	Rs./Each	37.00	38.00			39.00	39.00			42.00	42.00
Katta (Imp)	Rs./kg	2,163.00	2,163.00			2,783.00	2,783.00			n.a.	n.a.
Sprat (Imp)	Rs./kg	1,300.00	1,310.00			1,513.00	1,513.00			1,600.00	1,600.00
<b>F R U I T S</b>											
Banana (Sour)	Rs./kg	130.00	130.00	100.00	110.00	180.00	180.00	130.00	140.00	240.00	240.00
Papaw	Rs./kg	150.00	150.00	105.00	90.00	200.00	200.00	135.00	120.00	280.00	280.00
Pineapple	Rs./kg	n.a.	n.a.	265.00	365.00	355.00	425.00	295.00	395.00	400.00	400.00
Apple (Imp)	Rs./Each					195.00	195.00			250.00	250.00
Orange (Imp)	Rs./Each					180.00	180.00			250.00	250.00
<b>R I C E</b>											
				<b>Marandagahamula</b>							
Samba	Rs./kg	243.00	243.00	244.00	244.00	250.00	250.00	240.00	240.00	n.a.	n.a.
Nadu	Rs./kg	203.00	203.00	195.00	195.00	221.00	225.00	235.00	235.00	230.00	230.00
Kekulu (White)	Rs./kg	193.00	193.00	192.00	192.00	205.00	210.00	200.00	200.00	220.00	220.00
Kekulu (Red)	Rs./kg	171.00	171.00	187.00	186.00	193.00	197.00	184.00	184.00	180.00	180.00
Ponni Samba (Imp)	Rs./kg	238.00	238.00	n.a.	n.a.	251.00	253.00			240.00	240.00
Nadu (Imp)	Rs./kg	n.a.	n.a.	n.a.	n.a.	n.a.	n.a.			n.a.	n.a.
Kekulu (White) (Imp)	Rs./kg	n.a.	n.a.	n.a.	n.a.	n.a.	n.a.			n.a.	n.a.
<b>F I S H</b>											
		<b>Peliyagoda</b>		<b>Negombo</b>				<b>Negombo</b>			
Kelawalla	Rs./kg	1,800.00	1,700.00	1,450.00	1,300.00			2,200.00	1,980.00	3,200.00	2,880.00
Thalapath	Rs./kg	n.a.	2,300.00	2,100.00	n.a.			2,840.00	n.a.	3,080.00	3,080.00
Balaya	Rs./kg	1,300.00	1,200.00	1,000.00	1,250.00			1,200.00	1,550.00	1,560.00	1,480.00
Paraw	Rs./kg	1,800.00	1,600.00	n.a.	n.a.			n.a.	n.a.	n.a.	n.a.
Salaya	Rs./kg	750.00	700.00	650.00	650.00			820.00	820.00	880.00	860.00
Hurulla	Rs./kg	1,300.00	1,100.00	1,300.00	1,250.00			1,620.00	1,580.00	1,560.00	1,560.00
Linna	Rs./kg	1,100.00	1,100.00	1,060.00	1,080.00			1,340.00	1,340.00	1,380.00	1,280.00

n.a. - Price is not reported in the respective market

■ Price increased by more than 5% compared to yesterday

■ Price decreased by more than 5% compared to yesterday