
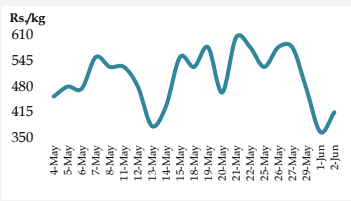
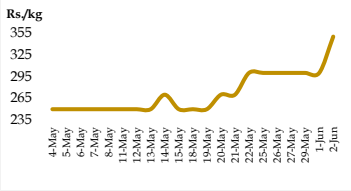
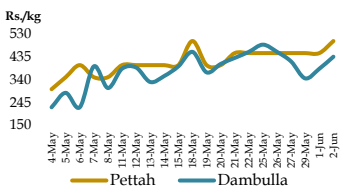
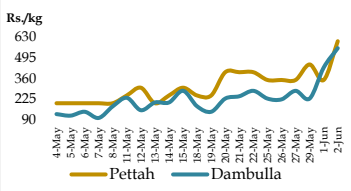

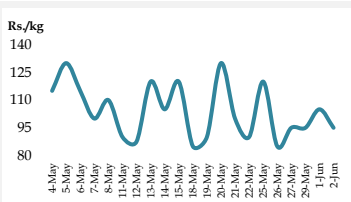

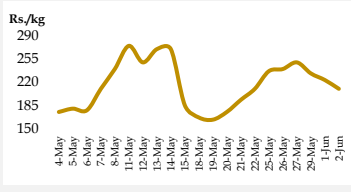
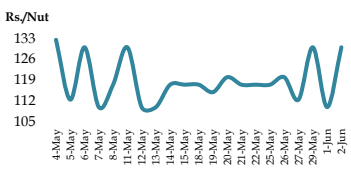


Daily Price Report

A Summary of Price¹ Developments - 02 June 2026

		Price (Rs./kg)	
		Yesterday	Today
Vegetables 	<p>Price of Beans increased in Dambulla market compared to yesterday due to limited supply from Nuwara Eliya and Bandarawela areas.</p> 	Dambulla : 365.00	415.00
	<p>Price of Carrot increased in Pettah market compared to yesterday due to limited supply from Nuwara Eliya and Pussellawa areas.</p> 	Pettah : 300.00	350.00
	<p>Price of Brinjal increased in both Pettah and Dambulla markets compared to yesterday due to limited supply from Embilipitiya and Kalpitiya areas, respectively.</p> 	Pettah : 450.00 Dambulla : 385.00	500.00 435.00
	<p>Price of Green Chilli increased in both Pettah and Dambulla markets compared to yesterday due to limited supply from Puttalam and Kalpitiya/ Galkulama areas, respectively.</p> 	Pettah : 350.00 Dambulla : 430.00	600.00 555.00
Fruits 	<p>Price of Banana declined in Dambulla market compared to yesterday due to favourable supply from Galewela, Kekirawa and Bakamuna areas.</p> 	Dambulla : 105.00	95.00
Other 	<p>Price of Imported Big Onion declined further in Pettah market compared to yesterday due to high availability of Indian varieties.</p> 	Pettah : 223.00	210.00
	<p>Price of Coconut increased in Dambulla market compared to yesterday due to limited supply from Ibbagamuwa and Yatawatta areas.</p> 	Dambulla : 110.00	130.00

¹ The above mentioned prices, unless otherwise noted, denote the retail prices in relevant markets.

Wholesale and Retail Prices: Selected Food Commodities - 02 June, 2026

Item	Unit	Wholesale Prices				Retail Prices					
		Pettah		Dambulla		Pettah		Dambulla		Narahenpita	
		Yesterday	Today	Yesterday	Today	Yesterday	Today	Yesterday	Today	Yesterday	Today
V E G E T A B L E S											
Beans	Rs./kg	550.00	550.00	335.00	385.00	600.00	600.00	365.00	415.00	800.00	700.00
Carrot	Rs./kg	250.00	300.00	375.00	355.00	300.00	350.00	405.00	385.00	480.00	480.00
Cabbage	Rs./kg	100.00	100.00	200.00	205.00	150.00	150.00	230.00	235.00	360.00	360.00
Tomato	Rs./kg	400.00	400.00	340.00	390.00	450.00	450.00	370.00	420.00	500.00	480.00
Brinjal	Rs./kg	400.00	450.00	355.00	405.00	450.00	500.00	385.00	435.00	700.00	700.00
Pumpkin	Rs./kg	120.00	120.00	95.00	95.00	170.00	170.00	125.00	125.00	160.00	160.00
Snake gourd	Rs./kg	300.00	300.00	305.00	285.00	350.00	350.00	335.00	315.00	600.00	560.00
Green Chilli	Rs./kg	300.00	550.00	400.00	525.00	350.00	600.00	430.00	555.00	800.00	800.00
Lime	Rs./kg	500.00	550.00	425.00	405.00	550.00	600.00	455.00	435.00	1,000.00	1,000.00
O T H E R											
Red Onion (Local)	Rs./kg	n.a.	n.a.	255.00	255.00	n.a.	n.a.	275.00	275.00	n.a.	n.a.
Red Onion (Imp)	Rs./kg	324.00	324.00	305.00	295.00	383.00	400.00	325.00	315.00	600.00	460.00
Big Onion (Local)	Rs./kg	n.a.	n.a.	n.a.	n.a.	n.a.	n.a.	n.a.	n.a.	n.a.	n.a.
Big Onion (Imp)	Rs./kg	184.00	180.00	175.00	175.00	223.00	210.00	195.00	195.00	240.00	220.00
Potato (Local)	Rs./kg	290.00	286.00	225.00	230.00	347.00	347.00	245.00	250.00	350.00	400.00
Potato (Imp)	Rs./kg	163.00	163.00	168.00	165.00	197.00	197.00	188.00	185.00	240.00	220.00
Dried Chilli (Imp)	Rs./kg	983.00	970.00	965.00	965.00	1,067.00	1,083.00	995.00	995.00	1,080.00	1,160.00
Coconut (Avg.)	Rs./Nut	125.00	125.00	105.00	125.00	158.00	160.00	110.00	130.00	165.00	165.00
Coconut oil	Rs./Ltr	853.00	853.00			916.00	916.00			852.00	852.00
Red Dhal	Rs./kg	240.00	244.00			260.00	260.00			280.00	280.00
Sugar (White)	Rs./kg	212.00	216.00			230.00	230.00			240.00	240.00
Egg (White)	Rs./Each	36.50	36.50			37.75	37.83			40.00	40.00
Katta (Imp)	Rs./kg	2,113.00	2,138.00			2,683.00	2,700.00			3,400.00	n.a.
Sprat (Imp)	Rs./kg	1,013.00	988.00			1,217.00	1,217.00			1,600.00	1,800.00
F R U I T S											
Banana (Sour)	Rs./kg	80.00	80.00	75.00	65.00	130.00	130.00	105.00	95.00	200.00	200.00
Papaw	Rs./kg	120.00	120.00	75.00	75.00	170.00	170.00	105.00	105.00	240.00	240.00
Pineapple	Rs./kg	n.a.	n.a.	235.00	225.00	240.00	240.00	265.00	255.00	350.00	350.00
Apple (Imp)	Rs./Each					215.00	215.00			250.00	250.00
Orange (Imp)	Rs./Each					215.00	215.00			270.00	270.00
R I C E											
				Marandagahamula							
Samba	Rs./kg	245.00	245.00	248.00	250.00	250.00	250.00	245.00	245.00	n.a.	n.a.
Nadu	Rs./kg	210.00	203.00	202.00	202.00	227.00	227.00	235.00	235.00	230.00	230.00
Kekulu (White)	Rs./kg	192.00	194.00	197.00	197.00	212.00	210.00	225.00	225.00	220.00	220.00
Kekulu (Red)	Rs./kg	181.00	178.00	194.00	196.00	200.00	197.00	225.00	225.00	200.00	200.00
Ponni Samba (Imp)	Rs./kg	243.00	243.00	n.a.	n.a.	257.00	260.00			240.00	240.00
Nadu (Imp)	Rs./kg	n.a.	n.a.	n.a.	n.a.	n.a.	n.a.			n.a.	n.a.
Kekulu (White) (Imp)	Rs./kg	n.a.	n.a.	n.a.	n.a.	n.a.	n.a.			n.a.	n.a.
F I S H											
				Peliyagoda*		Negombo*		Negombo*			
Kelawalla	Rs./kg	n.a.	1,700.00	n.a.	1,550.00			n.a.	2,300.00	n.a.	n.a.
Thalapath	Rs./kg	n.a.	2,200.00	n.a.	1,750.00			n.a.	2,360.00	n.a.	2,740.00
Balaya	Rs./kg	n.a.	900.00	n.a.	n.a.			n.a.	n.a.	n.a.	n.a.
Paraw	Rs./kg	n.a.	1,400.00	n.a.	1,500.00			n.a.	2,400.00	n.a.	n.a.
Salaya	Rs./kg	n.a.	n.a.	n.a.	850.00			n.a.	900.00	n.a.	n.a.
Hurulla	Rs./kg	n.a.	1,200.00	n.a.	1,200.00			n.a.	1,450.00	n.a.	n.a.
Linna	Rs./kg	n.a.	1,000.00	n.a.	1,200.00			n.a.	1,380.00	n.a.	1,180.00

n.a. - Price is not reported in the respective market

*Peliyagoda and Negombo fish markets were not in operation yesterday.

■ Price increased by more than 5% compared to yesterday

■ Price decreased by more than 5% compared to yesterday