
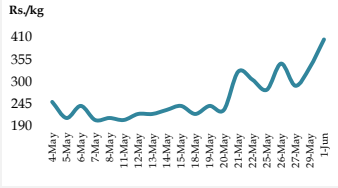
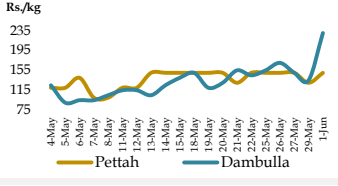
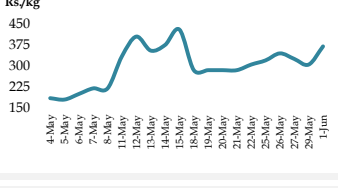
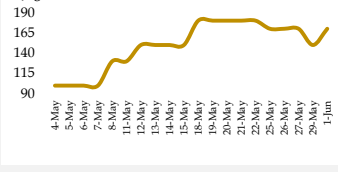

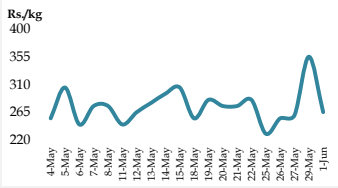

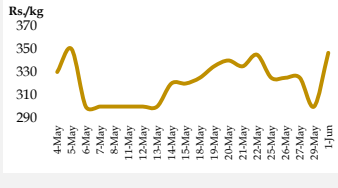
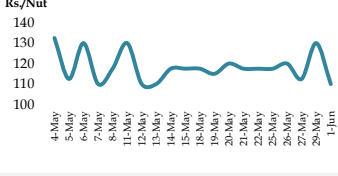


# Daily Price Report

A Summary of Price<sup>1</sup> Developments - 01 June 2026

		Price (Rs./kg)	
		Last Friday 29.05.2026	Today
<b>Vegetables</b>  	<p>Price of <b>Carrot</b> increased further in <b>Dambulla</b> market compared to last Friday due to <b>limited supply</b> from <b>Nuwara Eliya</b> area.</p>		<p>▲ <b>Dambulla :</b> 335.00 405.00</p>
	<p>Price of <b>Cabbage</b> increased in both <b>Pettah</b> and <b>Dambulla</b> markets compared to last Friday due to <b>limited supply</b> from <b>Nuwara Eliya</b> and <b>Puttalam</b> areas.</p>		<p>▲ <b>Pettah :</b> 130.00 <b>Dambulla :</b> 135.00 150.00 230.00</p>
	<p>Price of <b>Tomato</b> increased in <b>Dambulla</b> market compared to last Friday due to <b>limited supply</b> from <b>Sigiriya</b> and <b>Galewela</b> areas.</p>		<p>▲ <b>Dambulla :</b> 305.00 370.00</p>
	<p>Price of <b>Pumpkin</b> increased in <b>Pettah</b> market compared to last Friday due to <b>limited supply</b> from <b>Monaragala</b> area.</p>		<p>▲ <b>Pettah :</b> 150.00 170.00</p>
<b>Fruits</b>  	<p>Price of <b>Pineapple</b> declined in <b>Dambulla</b> market compared to last Friday due to <b>favourable supply</b> from <b>Nittambuwa</b> area.</p>		<p>▼ <b>Dambulla :</b> 355.00 265.00</p>
<b>Other</b>  	<p>Price of <b>Local Potato</b> increased in <b>Pettah</b> market compared to last Friday due to <b>limited supply</b> from <b>Nuwara Eliya</b> area.</p>		<p>▲ <b>Pettah :</b> 300.00 347.00</p>
	<p>Price of <b>Coconut</b> declined further in <b>Dambulla</b> market compared to last Friday due to <b>favourable supply</b> from <b>Kekirawa</b> and <b>Galewela</b> areas.</p>		<p>▼ <b>Dambulla :</b> 130.00 110.00</p>

<sup>1</sup> The above mentioned prices, unless otherwise noted, denote the retail prices in relevant markets.

Item	Unit	Wholesale Prices				Retail Prices					
		Pettah		Dambulla		Pettah		Dambulla		Narahenpita	
		Last Friday 29.05.2026	Today	Last Friday 29.05.2026	Today	Last Friday 29.05.2026	Today	Last Friday 29.05.2026	Today	Last Friday 29.05.2026	Today
<b>V E G E T A B L E S</b>											
Beans	Rs./kg	300.00	550.00	445.00	335.00	350.00	600.00	475.00	365.00	800.00	800.00
Carrot	Rs./kg	250.00	250.00	305.00	375.00	300.00	300.00	335.00	405.00	480.00	480.00
Cabbage	Rs./kg	80.00	100.00	105.00	200.00	130.00	150.00	135.00	230.00	340.00	360.00
Tomato	Rs./kg	400.00	400.00	275.00	340.00	450.00	450.00	305.00	370.00	500.00	500.00
Brinjal	Rs./kg	400.00	400.00	315.00	355.00	450.00	450.00	345.00	385.00	600.00	700.00
Pumpkin	Rs./kg	100.00	120.00	90.00	95.00	150.00	170.00	120.00	125.00	220.00	160.00
Snake gourd	Rs./kg	300.00	300.00	265.00	305.00	350.00	350.00	295.00	335.00	600.00	600.00
Green Chilli	Rs./kg	400.00	300.00	200.00	400.00	450.00	350.00	230.00	430.00	600.00	800.00
Lime	Rs./kg	500.00	500.00	375.00	425.00	550.00	550.00	405.00	455.00	800.00	1,000.00
<b>O T H E R</b>											
Red Onion (Local)	Rs./kg	n.a.	n.a.	225.00	255.00	n.a.	n.a.	245.00	275.00	n.a.	n.a.
Red Onion (Imp)	Rs./kg	328.00	324.00	310.00	305.00	383.00	383.00	330.00	325.00	600.00	600.00
Big Onion (Local)	Rs./kg	n.a.	n.a.	n.a.	n.a.	n.a.	n.a.	n.a.	n.a.	n.a.	n.a.
Big Onion (Imp)	Rs./kg	194.00	184.00	190.00	175.00	233.00	223.00	210.00	195.00	240.00	240.00
Potato (Local)	Rs./kg	280.00	290.00	215.00	225.00	300.00	347.00	235.00	245.00	350.00	350.00
Potato (Imp)	Rs./kg	165.00	163.00	150.00	168.00	207.00	197.00	170.00	188.00	240.00	240.00
Dried Chilli (Imp)	Rs./kg	988.00	983.00	975.00	965.00	1,083.00	1,067.00	1,005.00	995.00	1,080.00	1,080.00
Coconut (Avg.)	Rs./Nut	125.00	125.00	125.00	105.00	158.00	158.00	130.00	110.00	165.00	165.00
Coconut oil	Rs./Ltr	853.00	853.00			916.00	916.00			852.00	852.00
Red Dhal	Rs./kg	246.00	240.00			260.00	260.00			280.00	280.00
Sugar (White)	Rs./kg	218.00	212.00			230.00	230.00			240.00	240.00
Egg (White)	Rs./Each	36.50	36.50			37.83	37.75			40.00	40.00
Katta (Imp)	Rs./kg	2,163.00	2,113.00			2,450.00	2,683.00			3,400.00	3,400.00
Sprat (Imp)	Rs./kg	988.00	1,013.00			1,183.00	1,217.00			1,600.00	1,600.00
<b>F R U I T S</b>											
Banana (Sour)	Rs./kg	80.00	80.00	65.00	75.00	130.00	130.00	95.00	105.00	200.00	200.00
Papaw	Rs./kg	120.00	120.00	75.00	75.00	170.00	170.00	105.00	105.00	240.00	240.00
Pineapple	Rs./kg	n.a.	n.a.	325.00	235.00	240.00	240.00	355.00	265.00	350.00	350.00
Apple (Imp)	Rs./Each					215.00	215.00			250.00	250.00
Orange (Imp)	Rs./Each					215.00	215.00			270.00	270.00
<b>R I C E</b>											
				<b>Marandagahamula</b>							
Samba	Rs./kg	245.00	245.00	250.00	248.00	250.00	250.00	245.00	245.00	n.a.	n.a.
Nadu	Rs./kg	212.00	210.00	202.00	202.00	225.00	227.00	235.00	235.00	230.00	230.00
Kekulu (White)	Rs./kg	194.00	192.00	198.00	197.00	212.00	212.00	204.00	225.00	220.00	220.00
Kekulu (Red)	Rs./kg	181.00	181.00	194.00	194.00	200.00	200.00	204.00	225.00	200.00	200.00
Ponni Samba (Imp)	Rs./kg	243.00	243.00	n.a.	n.a.	257.00	257.00			240.00	240.00
Nadu (Imp)	Rs./kg	n.a.	n.a.	n.a.	n.a.	n.a.	n.a.			n.a.	n.a.
Kekulu (White) (Imp)	Rs./kg	n.a.	n.a.	n.a.	n.a.	n.a.	n.a.			n.a.	n.a.
<b>F I S H</b>											
		<b>Peliyagoda*</b>		<b>Negombo*</b>				<b>Negombo*</b>			
Kelawalla	Rs./kg	1,800.00	n.a.	1,550.00	n.a.			2,300.00	n.a.	n.a.	n.a.
Thalapath	Rs./kg	n.a.	n.a.	1,750.00	n.a.			2,360.00	n.a.	2,840.00	n.a.
Balaya	Rs./kg	1,300.00	n.a.	n.a.	n.a.			n.a.	n.a.	1,580.00	n.a.
Paraw	Rs./kg	1,400.00	n.a.	1,500.00	n.a.			2,625.00	n.a.	n.a.	n.a.
Salaya	Rs./kg	800.00	n.a.	720.00	n.a.			850.00	n.a.	960.00	n.a.
Hurulla	Rs./kg	1,300.00	n.a.	1,100.00	n.a.			1,380.00	n.a.	1,560.00	n.a.
Linna	Rs./kg	850.00	n.a.	1,250.00	n.a.			1,450.00	n.a.	1,020.00	n.a.

n.a. - Price is not reported in the respective market

\*Peliyagoda and Negombo fish markets were not in operation today.

■ Price increased by more than 5% compared to last Friday

■ Price decreased by more than 5% compared to last Friday