
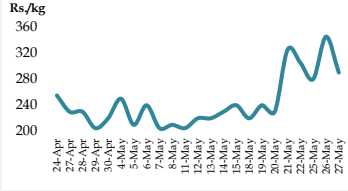
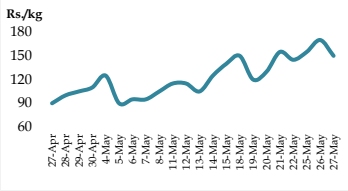
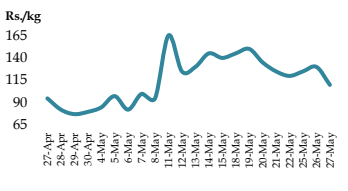
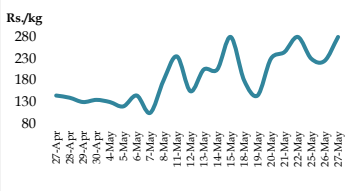

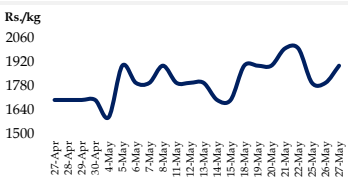

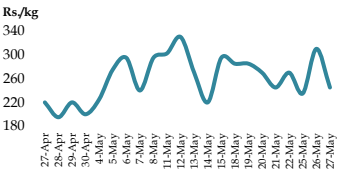
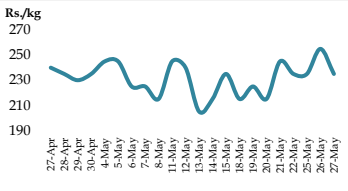


# Daily Price Report

A Summary of Price<sup>1</sup> Developments - 27 May 2026

		Price (Rs./kg)	
		Yesterday	Today
<b>Vegetables</b>  	Price of <b>Carrot</b> declined in <b>Dambulla</b> market compared to yesterday due to <b>favourable supply</b> from <b>Nuwara Eliya</b> and <b>Bandarawela</b> areas.		Dambulla : 345.00 → 290.00
	Price of <b>Cabbage</b> declined in <b>Dambulla</b> market compared to yesterday due to <b>favourable supply</b> from <b>Nuwara Eliya</b> and <b>Puttalam</b> areas.		Dambulla : 170.00 → 150.00
	Price of <b>Pumpkin</b> declined in <b>Dambulla</b> market compared to yesterday due to <b>favourable supply</b> from <b>Mahiyanganaya</b> and <b>Jaffna</b> areas.		Dambulla : 130.00 → 110.00
	Price of <b>Green Chilli</b> increased in <b>Dambulla</b> market compared to yesterday due to <b>limited supply</b> from <b>Galewela</b> and <b>Hanguranketha</b> areas.		Dambulla : 225.00 → 280.00
<b>Fish</b>  	Wholesale price of <b>Kelawalla</b> increased in <b>Peliyagoda</b> fish market compared to yesterday due to <b>limited supply</b> from <b>Southern</b> coastal area.		Peliyagoda : 1,800.00 → 1,900.00
<b>Other</b>  	Price of <b>Local Red Onion</b> declined in <b>Dambulla</b> market compared to yesterday due to <b>favourable supply</b> from <b>Puttalam</b> and <b>Jaffna</b> areas.		Dambulla : 310.00 → 245.00
	Price of <b>Local Potato</b> declined in <b>Dambulla</b> market compared to yesterday due to <b>favourable supply</b> from <b>Nuwara Eliya</b> area.		Dambulla : 255.00 → 235.00

<sup>1</sup> The above mentioned prices, unless otherwise noted, denote the retail prices in relevant markets.

## Wholesale and Retail Prices: Selected Food Commodities - 27 May, 2026

Item	Unit	Wholesale Prices				Retail Prices					
		Pettah		Dambulla		Pettah		Dambulla		Narahenpita	
		Yesterday	Today	Yesterday	Today	Yesterday	Today	Yesterday	Today	Yesterday	Today
<b>V E G E T A B L E S</b>											
Beans	Rs./kg	600.00	600.00	550.00	550.00	650.00	650.00	580.00	580.00	800.00	800.00
Carrot	Rs./kg	250.00	250.00	315.00	260.00	300.00	300.00	345.00	290.00	480.00	480.00
Cabbage	Rs./kg	100.00	100.00	140.00	120.00	150.00	150.00	170.00	150.00	320.00	320.00
Tomato	Rs./kg	350.00	400.00	325.00	295.00	400.00	450.00	345.00	325.00	500.00	500.00
Brinjal	Rs./kg	400.00	400.00	425.00	385.00	450.00	450.00	455.00	415.00	600.00	600.00
Pumpkin	Rs./kg	120.00	120.00	100.00	80.00	170.00	170.00	130.00	110.00	180.00	200.00
Snake gourd	Rs./kg	350.00	300.00	275.00	250.00	400.00	350.00	305.00	280.00	560.00	560.00
Green Chilli	Rs./kg	300.00	300.00	195.00	250.00	350.00	350.00	225.00	280.00	600.00	600.00
Lime	Rs./kg	500.00	500.00	405.00	380.00	550.00	550.00	435.00	410.00	800.00	800.00
<b>O T H E R</b>											
Red Onion (Local)	Rs./kg	250.00	240.00	290.00	225.00	n.a.	n.a.	310.00	245.00	n.a.	n.a.
Red Onion (Imp)	Rs./kg	328.00	322.00	300.00	315.00	393.00	400.00	320.00	335.00	600.00	600.00
Big Onion (Local)	Rs./kg	n.a.	n.a.	n.a.	n.a.	n.a.	n.a.	n.a.	n.a.	n.a.	n.a.
Big Onion (Imp)	Rs./kg	202.00	193.00	185.00	195.00	240.00	250.00	205.00	215.00	240.00	240.00
Potato (Local)	Rs./kg	280.00	280.00	235.00	215.00	325.00	325.00	255.00	235.00	350.00	350.00
Potato (Imp)	Rs./kg	171.00	166.00	165.00	155.00	210.00	215.00	185.00	175.00	240.00	240.00
Dried Chilli (Imp)	Rs./kg	995.00	988.00	1,025.00	985.00	1,083.00	1,100.00	1,055.00	1,015.00	1,080.00	1,080.00
Coconut (Avg.)	Rs./Nut	125.00	120.00	115.00	108.00	160.00	157.00	120.00	113.00	165.00	165.00
Coconut oil	Rs./Ltr	843.00	850.00			922.00	903.00			852.00	852.00
Red Dhal	Rs./kg	240.00	245.00			260.00	260.00			280.00	280.00
Sugar (White)	Rs./kg	217.00	220.00			235.00	230.00			240.00	240.00
Egg (White)	Rs./Each	35.50	36.00			36.33	37.25			40.00	40.00
Katta (Imp)	Rs./kg	2,233.00	2,233.00			2,567.00	2,600.00			3,400.00	3,400.00
Sprat (Imp)	Rs./kg	1,067.00	1,067.00			1,217.00	1,200.00			1,600.00	1,600.00
<b>F R U I T S</b>											
Banana (Sour)	Rs./kg	80.00	80.00	55.00	65.00	120.00	120.00	85.00	95.00	200.00	200.00
Papaw	Rs./kg	120.00	120.00	115.00	90.00	170.00	170.00	145.00	120.00	240.00	240.00
Pineapple	Rs./kg	n.a.	n.a.	225.00	230.00	240.00	240.00	255.00	260.00	350.00	350.00
Apple (Imp)	Rs./Each					215.00	215.00			250.00	250.00
Orange (Imp)	Rs./Each					215.00	215.00			270.00	270.00
<b>R I C E</b>											
				<b>Marandaghamula</b>							
Samba	Rs./kg	245.00	247.00	250.00	243.00	260.00	260.00	245.00	245.00	n.a.	n.a.
Nadu	Rs./kg	208.00	208.00	205.00	202.00	227.00	225.00	235.00	235.00	230.00	230.00
Kekulu (White)	Rs./kg	197.00	197.00	198.00	198.00	217.00	218.00	224.00	224.00	220.00	220.00
Kekulu (Red)	Rs./kg	182.00	182.00	195.00	194.00	200.00	198.00	224.00	224.00	200.00	200.00
Ponni Samba (Imp)	Rs./kg	n.a.	235.00	n.a.	n.a.	257.00	265.00			240.00	240.00
Nadu (Imp)	Rs./kg	n.a.	n.a.	n.a.	n.a.	n.a.	n.a.			n.a.	n.a.
Kekulu (White) (Imp)	Rs./kg	n.a.	n.a.	n.a.	n.a.	n.a.	n.a.			n.a.	n.a.
<b>F I S H</b>											
		<b>Peliyagoda</b>		<b>Negombo</b>				<b>Negombo</b>			
Kelawalla	Rs./kg	1,800.00	1,900.00	1,550.00	1,550.00			2,300.00	2,300.00	2,880.00	2,980.00
Thalapath	Rs./kg	n.a.	n.a.	n.a.	1,750.00			n.a.	2,360.00	2,880.00	n.a.
Balaya	Rs./kg	1,350.00	1,350.00	n.a.	n.a.			n.a.	n.a.	1,780.00	n.a.
Paraw	Rs./kg	1,500.00	1,500.00	1,500.00	n.a.			2,625.00	n.a.	n.a.	1,980.00
Salaya	Rs./kg	800.00	700.00	660.00	730.00			810.00	860.00	920.00	860.00
Hurulla	Rs./kg	n.a.	1,100.00	1,100.00	n.a.			1,380.00	n.a.	n.a.	n.a.
Linna	Rs./kg	n.a.	1,550.00	n.a.	n.a.			n.a.	n.a.	n.a.	1,790.00

n.a. - Price is not reported in the respective market

■ Price increased by more than 5% compared to yesterday

■ Price decreased by more than 5% compared to yesterday