
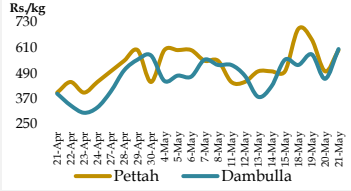
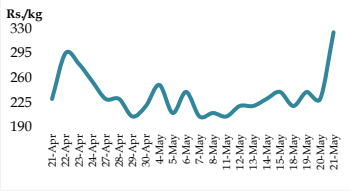
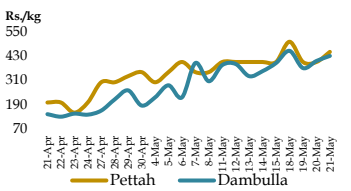
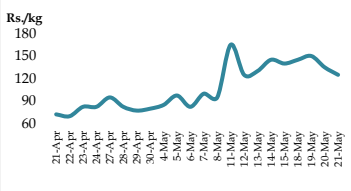

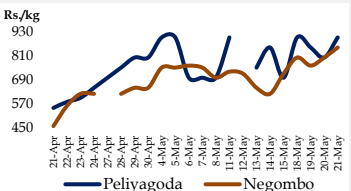

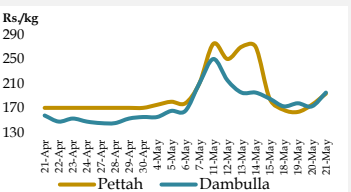
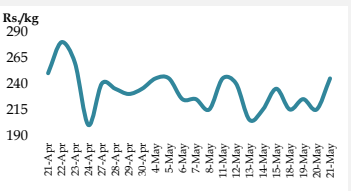


# Daily Price Report

A Summary of Price<sup>1</sup> Developments - 21 May 2026

		Price (Rs./kg)		
		Yesterday	Today	
<b>Vegetables</b> 	<p>Price of <b>Beans</b> increased in both <b>Pettah</b> and <b>Dambulla</b> markets compared to yesterday due to <b>limited supply</b> from <b>Balangoda</b> and <b>Nuwara Eliya/ Bandarawela</b> areas, respectively.</p>		<p><b>Pettah :</b> 500.00 <b>Dambulla :</b> 465.00</p>	<p>600.00 605.00</p>
	<p>Price of <b>Carrot</b> increased in <b>Dambulla</b> market compared to yesterday due to <b>limited supply</b> from <b>Nuwara Eliya</b> and <b>Pussellawa</b> areas.</p>		<p><b>Dambulla :</b> 230.00</p>	<p>325.00</p>
	<p>Price of <b>Brinjal</b> increased in both <b>Pettah</b> and <b>Dambulla</b> markets compared to yesterday due to <b>limited supply</b> from <b>Embilipitiya</b> and <b>Galewela/ Bakamuna</b> areas, respectively.</p>		<p><b>Pettah :</b> 400.00 <b>Dambulla :</b> 405.00</p>	<p>450.00 430.00</p>
	<p>Price of <b>Pumpkin</b> declined further in <b>Dambulla</b> market compared to yesterday due to <b>favourable supply</b> from <b>Padiyathalawa</b> and <b>Jaffna</b> areas.</p>		<p><b>Dambulla :</b> 135.00</p>	<p>125.00</p>
<b>Fish</b> 	<p>Wholesale price of <b>Salaya</b> increased in both <b>Peliyagoda</b> and <b>Negombo</b> fish markets compared to yesterday due to <b>limited supply</b> from <b>Northern</b> and <b>North Western</b> coastal areas, respectively.</p>		<p><b>Peliyagoda :</b> 800.00 <b>Negombo :</b> 800.00</p>	<p>900.00 850.00</p>
<b>Other</b> 	<p>Price of <b>Imported Big Onion</b> increased in both <b>Pettah</b> and <b>Dambulla</b> markets compared to yesterday due to <b>limited availability</b> of <b>Indian varieties</b>.</p>		<p><b>Pettah :</b> 175.00 <b>Dambulla :</b> 173.00</p>	<p>193.00 195.00</p>
	<p>Price of <b>Local Potato</b> increased in <b>Dambulla</b> market compared to yesterday due to <b>limited supply</b> from <b>Nuwara Eliya</b> and <b>Welimada</b> areas.</p>		<p><b>Dambulla :</b> 215.00</p>	<p>245.00</p>

<sup>1</sup> The above mentioned prices, unless otherwise noted, denote the retail prices in relevant markets.

## Wholesale and Retail Prices: Selected Food Commodities - 21 May, 2026

Item	Unit	Wholesale Prices				Retail Prices					
		Pettah		Dambulla		Pettah		Dambulla		Narahenpita	
		Yesterday	Today	Yesterday	Today	Yesterday	Today	Yesterday	Today	Yesterday	Today
<b>V E G E T A B L E S</b>											
Beans	Rs./kg	450.00	550.00	435.00	575.00	500.00	600.00	465.00	605.00	700.00	700.00
Carrot	Rs./kg	220.00	220.00	200.00	295.00	270.00	270.00	230.00	325.00	400.00	400.00
Cabbage	Rs./kg	100.00	80.00	100.00	125.00	150.00	130.00	130.00	155.00	360.00	360.00
Tomato	Rs./kg	320.00	320.00	255.00	255.00	380.00	380.00	285.00	285.00	500.00	500.00
Brinjal	Rs./kg	350.00	400.00	375.00	400.00	400.00	450.00	405.00	430.00	540.00	540.00
Pumpkin	Rs./kg	120.00	120.00	105.00	95.00	180.00	180.00	135.00	125.00	180.00	160.00
Snake gourd	Rs./kg	350.00	300.00	250.00	290.00	400.00	350.00	280.00	320.00	480.00	480.00
Green Chilli	Rs./kg	350.00	350.00	200.00	215.00	400.00	400.00	230.00	245.00	600.00	600.00
Lime	Rs./kg	300.00	300.00	305.00	340.00	350.00	350.00	335.00	370.00	800.00	800.00
<b>O T H E R</b>											
Red Onion (Local)	Rs./kg	277.00	250.00	250.00	225.00	n.a.	n.a.	270.00	245.00	n.a.	n.a.
Red Onion (Imp)	Rs./kg	272.00	290.00	325.00	300.00	300.00	335.00	345.00	320.00	600.00	600.00
Big Onion (Local)	Rs./kg	n.a.	n.a.	n.a.	n.a.	n.a.	n.a.	n.a.	n.a.	n.a.	n.a.
Big Onion (Imp)	Rs./kg	145.00	172.00	153.00	175.00	175.00	193.00	173.00	195.00	280.00	280.00
Potato (Local)	Rs./kg	266.00	266.00	195.00	225.00	340.00	335.00	215.00	245.00	350.00	350.00
Potato (Imp)	Rs./kg	146.00	153.00	158.00	163.00	173.00	183.00	178.00	183.00	240.00	240.00
Dried Chilli (Imp)	Rs./kg	933.00	938.00	1,013.00	1,075.00	1,010.00	1,027.00	1,043.00	1,105.00	1,080.00	1,080.00
Coconut (Avg.)	Rs./Nut	125.00	128.00	115.00	113.00	163.00	163.00	120.00	118.00	165.00	165.00
Coconut oil	Rs./Ltr	837.00	837.00			912.00	919.00			852.00	852.00
Red Dhal	Rs./kg	232.00	238.00			255.00	257.00			280.00	280.00
Sugar (White)	Rs./kg	209.00	216.00			227.00	228.00			220.00	220.00
Egg (White)	Rs./Each	33.50	33.50			34.83	34.75			37.00	38.00
Katta (Imp)	Rs./kg	2,088.00	2,200.00			2,600.00	2,567.00			3,200.00	3,200.00
Sprat (Imp)	Rs./kg	933.00	960.00			1,150.00	1,150.00			1,800.00	1,800.00
<b>F R U I T S</b>											
Banana (Sour)	Rs./kg	100.00	100.00	100.00	70.00	150.00	150.00	130.00	100.00	200.00	200.00
Papaw	Rs./kg	120.00	120.00	70.00	65.00	170.00	170.00	100.00	95.00	220.00	240.00
Pineapple	Rs./kg	n.a.	n.a.	245.00	245.00	275.00	225.00	275.00	275.00	350.00	350.00
Apple (Imp)	Rs./Each					190.00	190.00			250.00	250.00
Orange (Imp)	Rs./Each					200.00	200.00			270.00	270.00
<b>R I C E</b>											
				<b>Marandaghamula</b>							
Samba	Rs./kg	245.00	245.00	242.00	242.00	250.00	250.00	245.00	245.00	n.a.	n.a.
Nadu	Rs./kg	210.00	210.00	204.00	204.00	228.00	225.00	235.00	235.00	230.00	230.00
Kekulu (White)	Rs./kg	199.00	198.00	194.00	194.00	217.00	218.00	224.00	224.00	220.00	220.00
Kekulu (Red)	Rs./kg	185.00	185.00	197.00	196.00	203.00	203.00	224.00	224.00	200.00	200.00
Ponni Samba (Imp)	Rs./kg	225.00	238.00	n.a.	n.a.	247.00	250.00			240.00	240.00
Nadu (Imp)	Rs./kg	n.a.	n.a.	n.a.	n.a.	n.a.	n.a.			n.a.	n.a.
Kekulu (White) (Imp)	Rs./kg	n.a.	n.a.	n.a.	n.a.	n.a.	n.a.			n.a.	n.a.
<b>F I S H</b>											
		<b>Peliyagoda</b>		<b>Negombo</b>				<b>Negombo</b>			
Kelawalla	Rs./kg	1,900.00	2,000.00	1,550.00	1,550.00			2,300.00	2,300.00	2,980.00	2,980.00
Thalapath	Rs./kg	n.a.	n.a.	1,750.00	1,750.00			2,360.00	2,360.00	n.a.	n.a.
Balaya	Rs./kg	1,300.00	1,400.00	n.a.	850.00			n.a.	1,080.00	n.a.	n.a.
Paraw	Rs./kg	1,800.00	1,600.00	n.a.	1,520.00			n.a.	2,400.00	n.a.	3,160.00
Salaya	Rs./kg	800.00	900.00	800.00	850.00			920.00	960.00	960.00	940.00
Hurulla	Rs./kg	n.a.	n.a.	n.a.	n.a.			n.a.	n.a.	n.a.	n.a.
Linna	Rs./kg	1,400.00	1,500.00	n.a.	n.a.			n.a.	n.a.	1,600.00	1,740.00

n.a. - Price is not reported in the respective market

■ Price increased by more than 5% compared to yesterday

■ Price decreased by more than 5% compared to yesterday