
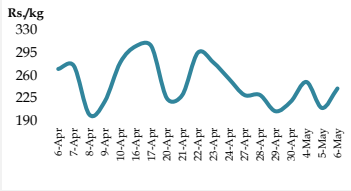
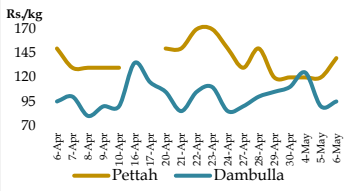
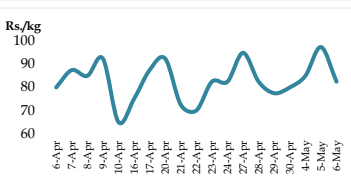
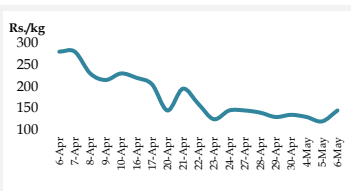

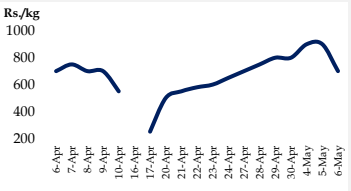

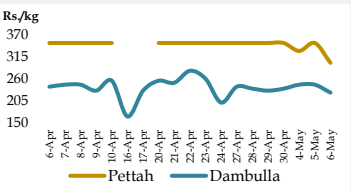
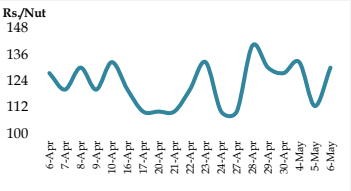


# Daily Price Report

A Summary of Price<sup>1</sup> Developments - 06 May 2026

		Price (Rs./kg)	
		Yesterday	Today
<b>Vegetables</b>  	<p>Price of <b>Carrot</b> increased in <b>Dambulla</b> market compared to yesterday due to <b>limited supply</b> from <b>Nuwara Eliya</b> and <b>Bandarawela</b> areas.</p> 	▲	<b>Dambulla :</b> 210.00 240.00
	<p>Price of <b>Cabbage</b> increased in both <b>Dambulla</b> and <b>Pettah</b> markets compared to yesterday due to <b>limited supply</b> from <b>Puttalam</b> and <b>Nuwara Eliya</b> areas.</p> 	▲	<b>Pettah :</b> 120.00 <b>Dambulla :</b> 90.00 140.00 95.00
	<p>Price of <b>Pumpkin</b> declined in <b>Dambulla</b> market compared to yesterday due to <b>favourable supply</b> from <b>Padiyathalawa</b> and <b>Monaragala</b> areas.</p> 	▼	<b>Dambulla :</b> 98.00 83.00
	<p>Price of <b>Green Chilli</b> increased in <b>Dambulla</b> market compared to yesterday due to <b>limited supply</b> from <b>Hanguranketha</b> and <b>Galkulama</b> areas.</p> 	▲	<b>Dambulla :</b> 120.00 145.00
<b>Fish</b>  	<p>Wholesale price of <b>Salaya</b> declined in <b>Peliyagoda</b> fish market compared to yesterday due to <b>favourable supply</b> from <b>Nothern</b> coastal area.</p> 	▼	<b>Peliyagoda :</b> 900.00 700.00
<b>Other</b>  	<p>Price of <b>Local Potato</b> declined in both <b>Pettah</b> and <b>Dambulla</b> markets compared to yesterday due to <b>favourable supply</b> from <b>Welimada</b> and <b>Nuwara Eliya</b> areas.</p> 	▼	<b>Pettah :</b> 350.00 <b>Dambulla :</b> 245.00 300.00 225.00
	<p>Price of <b>Coconut</b> increased in <b>Dambulla</b> market compared to yesterday due to <b>limited supply</b> from <b>Melsiripura</b> and <b>Yatawatta</b> areas.</p> 	▲	<b>Dambulla :</b> 113.00 130.00

1 The above mentioned prices, unless otherwise noted, denote the retail prices in relevant markets.

## Wholesale and Retail Prices: Selected Food Commodities - 06 May, 2026

Item	Unit	Wholesale Prices				Retail Prices					
		Pettah		Dambulla		Pettah		Dambulla		Narahenpita	
		Yesterday	Today	Yesterday	Today	Yesterday	Today	Yesterday	Today	Yesterday	Today
<b>V E G E T A B L E S</b>											
Beans	Rs./kg	550.00	550.00	450.00	445.00	600.00	600.00	480.00	475.00	600.00	600.00
Carrot	Rs./kg	200.00	200.00	180.00	210.00	250.00	250.00	210.00	240.00	360.00	360.00
Cabbage	Rs./kg	60.00	80.00	60.00	65.00	120.00	140.00	90.00	95.00	360.00	360.00
Tomato	Rs./kg	200.00	200.00	150.00	170.00	250.00	250.00	180.00	200.00	360.00	340.00
Brinjal	Rs./kg	300.00	350.00	255.00	195.00	350.00	400.00	285.00	225.00	360.00	400.00
Pumpkin	Rs./kg	50.00	50.00	68.00	53.00	100.00	100.00	98.00	83.00	140.00	160.00
Snake gourd	Rs./kg	350.00	380.00	230.00	295.00	400.00	430.00	260.00	325.00	400.00	400.00
Green Chilli	Rs./kg	150.00	150.00	90.00	115.00	200.00	200.00	120.00	145.00	400.00	400.00
Lime	Rs./kg	250.00	250.00	340.00	345.00	300.00	300.00	370.00	375.00	600.00	600.00
<b>O T H E R</b>											
Red Onion (Local)	Rs./kg	255.00	250.00	255.00	275.00	250.00	255.00	275.00	295.00	n.a.	n.a.
Red Onion (Imp)	Rs./kg	260.00	258.00	210.00	275.00	350.00	350.00	230.00	295.00	400.00	400.00
Big Onion (Local)	Rs./kg	n.a.	n.a.	n.a.	n.a.	n.a.	n.a.	n.a.	n.a.	n.a.	n.a.
Big Onion (Imp)	Rs./kg	148.00	156.00	145.00	145.00	180.00	178.00	165.00	165.00	180.00	180.00
Potato (Local)	Rs./kg	277.00	257.00	225.00	205.00	350.00	300.00	245.00	225.00	320.00	320.00
Potato (Imp)	Rs./kg	173.00	145.00	140.00	145.00	180.00	175.00	160.00	165.00	200.00	200.00
Dried Chilli (Imp)	Rs./kg	913.00	913.00	895.00	905.00	1,000.00	1,010.00	925.00	935.00	1,080.00	1,080.00
Coconut (Avg.)	Rs./Nut	125.00	125.00	108.00	125.00	160.00	163.00	113.00	130.00	165.00	165.00
Coconut oil	Rs./Ltr	897.00	872.00			973.00	927.00			889.00	889.00
Red Dhal	Rs./kg	265.00	265.00			320.00	293.00			280.00	280.00
Sugar (White)	Rs./kg	200.00	203.00			220.00	218.00			220.00	220.00
Egg (White)	Rs./Each	26.00	26.00			27.50	27.25			30.00	30.00
Katta (Imp)	Rs./kg	1,883.00	1,900.00			2,400.00	2,375.00			3,200.00	3,200.00
Sprat (Imp)	Rs./kg	950.00	950.00			1,200.00	1,175.00			1,700.00	1,700.00
<b>F R U I T S</b>											
Banana (Sour)	Rs./kg	120.00	100.00	100.00	85.00	180.00	150.00	130.00	115.00	240.00	240.00
Papaw	Rs./kg	130.00	130.00	85.00	110.00	180.00	180.00	130.00	140.00	240.00	240.00
Pineapple	Rs./kg	n.a.	n.a.	275.00	215.00	250.00	250.00	305.00	245.00	350.00	350.00
Apple (Imp)	Rs./Each					160.00	175.00			250.00	250.00
Orange (Imp)	Rs./Each					190.00	200.00			240.00	240.00
<b>R I C E</b>											
				<b>Marandagahamula</b>							
Samba	Rs./kg	248.00	248.00	248.00	248.00	260.00	260.00	245.00	245.00	n.a.	n.a.
Nadu	Rs./kg	215.00	215.00	203.00	203.00	230.00	230.00	235.00	235.00	230.00	230.00
Kekulu (White)	Rs./kg	205.00	205.00	197.00	197.00	218.00	218.00	204.00	204.00	220.00	220.00
Kekulu (Red)	Rs./kg	195.00	195.00	193.00	195.00	215.00	215.00	204.00	204.00	200.00	200.00
Ponni Samba (Imp)	Rs./kg	225.00	225.00	n.a.	n.a.	260.00	260.00			240.00	240.00
Nadu (Imp)	Rs./kg	n.a.	n.a.	n.a.	n.a.	n.a.	n.a.			n.a.	n.a.
Kekulu (White) (Imp)	Rs./kg	n.a.	n.a.	n.a.	n.a.	n.a.	n.a.			n.a.	n.a.
<b>F I S H</b>											
		<b>Peliyagoda</b>		<b>Negombo</b>				<b>Negombo</b>			
Kelawalla	Rs./kg	1,900.00	1,800.00	1,500.00	1,550.00			2,250.00	2,300.00	n.a.	n.a.
Thalapath	Rs./kg	1,800.00	n.a.	1,550.00	1,550.00			2,100.00	2,100.00	2,540.00	2,980.00
Balaya	Rs./kg	1,400.00	1,400.00	n.a.	n.a.			n.a.	n.a.	1,560.00	1,680.00
Paraw	Rs./kg	n.a.	n.a.	n.a.	n.a.			n.a.	n.a.	n.a.	n.a.
Salaya	Rs./kg	900.00	700.00	750.00	760.00			880.00	880.00	860.00	860.00
Hurulla	Rs./kg	n.a.	n.a.	n.a.	n.a.			n.a.	n.a.	n.a.	n.a.
Linna	Rs./kg	1,200.00	1,200.00	1,250.00	1,150.00			1,450.00	1,390.00	n.a.	1,440.00

n.a. - Price is not reported in the respective market

■ Price increased by more than 5% compared to yesterday

■ Price decreased by more than 5% compared to yesterday