
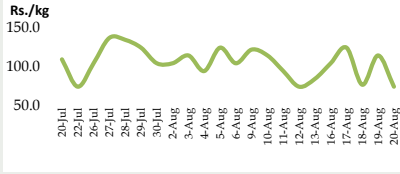
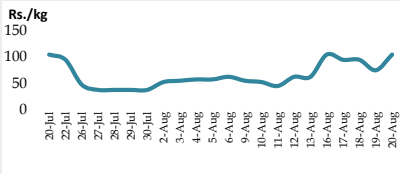
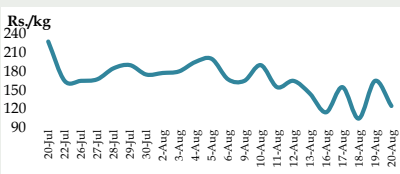
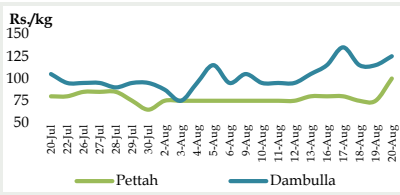

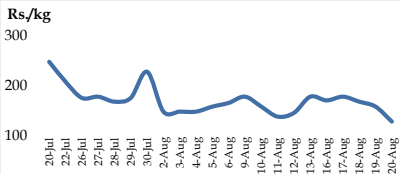



Daily Price Report

A Summary of Price¹ Developments - 20 August 2021

| | | Price (Rs./kg) | |
|--|---|--|---|
| | | Yesterday | Today |
| Vegetable  | Price of Carrot decreased in Dambulla market compared to yesterday due to favourable supply from Nuwara Eliya area. |  | ▼ Dambulla : 115.00 75.00 |
| | Price of Tomato increased in Dambulla market compared to yesterday due to limited supply from Laggala and Naula areas. |  | ▲ Dambulla : 75.00 105.00 |
| | Price of Green Chilli decreased in Dambulla market compared to yesterday due to favourable supply from Matale area. |  | ▼ Dambulla : 165.00 125.00 |
| | Price of Lime increased in both Pettah and Dambulla markets compared to yesterday due to limited supply from Bibile area. |  | ▲ Pettah : 75.00 100.00 Dambulla : 115.00 125.00 |
| Other  | Price of Local Red Onion decreased further in Dambulla market compared to yesterday due to favourable supply from Jaffna and Puttalam areas. |  | ▼ Dambulla : 158.00 128.00 |
| Fish  | Prices of some fish varieties increased in Peliyagoda market compared to yesterday reportedly due to higher demand. | | |

¹ : The above mentioned prices denote the **wholesale prices** in relevant markets.

Wholesale and Retail Prices: Selected Food Commodities - 20 August 2021

| Item | Unit | Wholesale Prices | | | | Retail Prices | | | | | |
|----------------------------|----------|-------------------|----------|-----------------------|--------|-------------------|----------|----------------|----------|-------------|----------|
| | | Pettah | | Dambulla | | Pettah | | Dambulla | | Narahenpita | |
| | | Yesterday | Today | Yesterday | Today | Yesterday | Today | Yesterday | Today | Yesterday | Today |
| V E G E T A B L E S | | | | | | | | | | | |
| Beans | Rs./kg | 225.00 | 225.00 | 225.00 | 215.00 | 265.00 | 265.00 | 245.00 | 235.00 | 280.00 | 280.00 |
| Carrot | Rs./kg | 90.00 | 90.00 | 115.00 | 75.00 | 130.00 | 130.00 | 135.00 | 95.00 | 160.00 | 160.00 |
| Cabbage | Rs./kg | 100.00 | 100.00 | 105.00 | 115.00 | 140.00 | 140.00 | 125.00 | 135.00 | 200.00 | 200.00 |
| Tomato | Rs./kg | 110.00 | 110.00 | 75.00 | 105.00 | 140.00 | 140.00 | 95.00 | 125.00 | 160.00 | 180.00 |
| Brinjal | Rs./kg | 130.00 | 130.00 | 155.00 | 155.00 | 160.00 | 160.00 | 175.00 | 175.00 | 240.00 | 240.00 |
| Pumpkin | Rs./kg | 115.00 | 115.00 | 105.00 | 105.00 | 140.00 | 140.00 | 125.00 | 125.00 | 160.00 | 180.00 |
| Snake gourd | Rs./kg | 140.00 | 140.00 | 95.00 | 95.00 | 165.00 | 165.00 | 115.00 | 115.00 | 240.00 | 240.00 |
| Green Chilli | Rs./kg | 110.00 | 120.00 | 165.00 | 125.00 | 140.00 | 140.00 | 185.00 | 145.00 | 300.00 | 240.00 |
| Lime | Rs./kg | 75.00 | 100.00 | 115.00 | 125.00 | 120.00 | 130.00 | 135.00 | 145.00 | 240.00 | 280.00 |
| O T H E R | | | | | | | | | | | |
| Red Onion (Local) | Rs./kg | 178.00 | 177.00 | 158.00 | 128.00 | 230.00 | 230.00 | 168.00 | 138.00 | n.a. | n.a. |
| Red Onion (Imp) | Rs./kg | n.a. | n.a. | n.a. | n.a. | n.a. | n.a. | n.a. | n.a. | 320.00 | 360.00 |
| Big Onion (Local) | Rs./kg | n.a. | n.a. | n.a. | n.a. | n.a. | n.a. | n.a. | n.a. | n.a. | n.a. |
| Big Onion (Imp) | Rs./kg | 99.00 | 97.00 | 103.00 | 108.00 | 120.00 | 120.00 | 113.00 | 118.00 | 120.00 | 120.00 |
| Potato (Local) | Rs./kg | 221.00 | 221.00 | 178.00 | n.a. | 230.00 | 230.00 | 188.00 | n.a. | 260.00 | 260.00 |
| Potato (Imp) | Rs./kg | 163.00 | 163.00 | | | 160.00 | 160.00 | | | 180.00 | 180.00 |
| Dried Chilli (Imp) | Rs./kg | 510.00 | 500.00 | 525.00 | n.a. | 530.00 | 530.00 | 535.00 | n.a. | 560.00 | 580.00 |
| Coconut (Avg.) | Rs./Nut | 70.00 | 70.00 | 56.00 | 59.00 | 90.00 | 90.00 | 61.00 | 64.00 | 85.00 | 80.00 |
| Coconut oil | Rs./Ltr | 510.00 | 550.00 | | | 600.00 | 600.00 | | | 85.00 | 570.00 |
| Dhal | Rs./kg | 222.00 | 222.00 | | | 230.00 | 230.00 | | | 230.00 | 240.00 |
| Sugar (White) | Rs./kg | 160.00 | 165.00 | | | n.a. | n.a. | | | 170.00 | 178.00 |
| Egg (White) | Rs./Each | 18.50 | 18.50 | | | 19.00 | 19.00 | | | 20.00 | 20.00 |
| Katta | Rs./kg | 1,225.00 | 1,233.00 | | | 1,400.00 | 1,400.00 | | | 1,800.00 | 1,800.00 |
| Sprat | Rs./kg | 617.00 | 640.00 | | | 650.00 | 650.00 | | | 1,200.00 | 1,200.00 |
| F R U I T S | | | | | | | | | | | |
| Banana (Sour) | Rs./kg | 50.00 | 50.00 | 48.00 | 43.00 | 75.00 | 75.00 | 68.00 | 63.00 | 100.00 | 100.00 |
| Papaw | Rs./kg | 80.00 | 80.00 | 50.00 | 48.00 | 110.00 | 110.00 | 70.00 | 68.00 | 140.00 | 140.00 |
| Pineapple | Rs./kg | n.a. | n.a. | 85.00 | 95.00 | 115.00 | 115.00 | 105.00 | 115.00 | 150.00 | 120.00 |
| Apple (Imp) | Rs./Each | | | n.a. | n.a. | 50.00 | 50.00 | n.a. | n.a. | 80.00 | 80.00 |
| Orange (Imp) | Rs./Each | | | n.a. | n.a. | n.a. | n.a. | n.a. | n.a. | n.a. | 100.00 |
| R I C E | | | | | | | | | | | |
| | | | | Marandaghamula | | | | | | | |
| Samba | Rs./kg | 120.00 | 122.00 | n.a. | n.a. | 135.00 | 135.00 | 150.00 | 150.00 | 125.00 | 125.00 |
| Nadu | Rs./kg | 106.00 | 108.00 | n.a. | n.a. | 108.00 | 108.00 | 104.00 | 104.00 | 110.00 | 110.00 |
| Kekulu (White) | Rs./kg | 98.00 | 99.00 | n.a. | n.a. | 105.00 | 105.00 | 100.00 | 100.00 | 105.00 | 105.00 |
| Kekulu (Red) | Rs./kg | 93.00 | 93.00 | n.a. | n.a. | 98.00 | 98.00 | 98.00 | 98.00 | 100.00 | 100.00 |
| F I S H | | | | | | | | | | | |
| | | Peliyagoda | | Negombo | | Peliyagoda | | Negombo | | | |
| Kelawalla | Rs./kg | 700.00 | 750.00 | 670.00 | 670.00 | n.a. | n.a. | 950.00 | 950.00 | 1,080.00 | 1,380.00 |
| Thalapath | Rs./kg | n.a. | n.a. | n.a. | 900.00 | n.a. | n.a. | n.a. | 1,100.00 | 1,320.00 | 1,700.00 |
| Balaya | Rs./kg | 350.00 | 350.00 | 370.00 | n.a. | n.a. | n.a. | 480.00 | n.a. | 380.00 | 420.00 |
| Paraw | Rs./kg | 650.00 | n.a. | 670.00 | 670.00 | n.a. | n.a. | 1,180.00 | 1,180.00 | 850.00 | 840.00 |
| Salaya | Rs./kg | 190.00 | 300.00 | 190.00 | 130.00 | n.a. | n.a. | 260.00 | 190.00 | 320.00 | 360.00 |
| Hurulla | Rs./kg | 400.00 | 450.00 | 400.00 | 250.00 | n.a. | n.a. | 520.00 | 360.00 | 600.00 | 590.00 |

Price increased by more than 5% compared to yesterday's price.

Price decreased by more than 5% compared to yesterday's price.

Note : Wholesale prices of Dambulla indicate the prices of the Dambulla Economic Centre, while retail prices of Dambulla indicate the prices obtained from retailers operating in Dambulla city.

Retail prices of Peliyagoda fish market were not available yesterday and today.

Wholesale prices of Marandaghamula rice market were not available yesterday and today.