
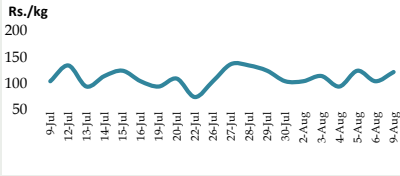
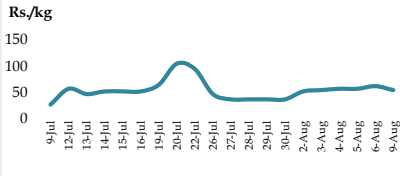
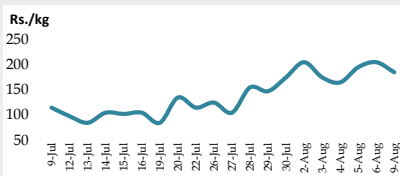

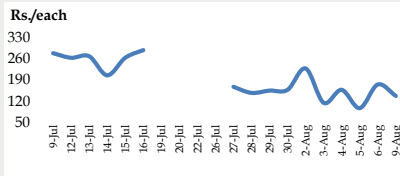
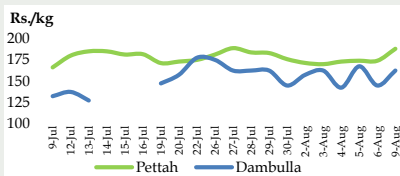




# Daily Price Report

## A Summary of Price <sup>1</sup> Developments - 9 August 2021

		Price (Rs./kg)	
		Last Friday 06.08.2021	Today
<b>Vegetable</b>  	Price of <b>Carrot</b> increased in <b>Dambulla</b> market compared to last Friday due to <b>low supply</b> from <b>Ragala</b> and <b>Kandapola</b> areas.		▲ <b>Dambulla :</b> 105.00 → 123.00
	Price of <b>Tomato</b> declined in <b>Dambulla</b> market compared to last Friday due to <b>favourable supply</b> from <b>Sigiriya</b> area.		▼ <b>Dambulla :</b> 63.00 → 55.00
	Price of <b>Brinjal</b> declined in <b>Dambulla</b> market compared to last Friday due to <b>favourable supply</b> from <b>Galenbindunuwewa, Laggala</b> and <b>Anuradhapura</b> areas.		▼ <b>Dambulla :</b> 205.00 → 185.00
<b>Other</b>  	Price of <b>Imported Red Onion</b> declined in <b>Dambulla</b> market compared to last Friday due to <b>availability of a low quality variety</b> from <b>Pakistan</b> .		▼ <b>Dambulla :</b> 175.00 → 138.00
	Price of <b>Local Potato</b> increased in <b>Pettah</b> and <b>Dambulla</b> markets compared to last Friday due to <b>low supply</b> from <b>Welimada</b> and <b>Jaffna</b> areas.		▲ <b>Pettah :</b> 174.00 ▲ <b>Dambulla :</b> 145.00 → 163.00
<b>Fish</b>  	Price of <b>Kelawalla</b> increased in <b>Peliyagoda</b> market compared to last Friday due to <b>low supply</b> from <b>Negombo</b> coastal area.		▲ <b>Peliyagoda :</b> 530.00 → 700.00

<sup>1</sup> : The above mentioned prices denote the **wholesale prices** in relevant markets.

Wholesale and Retail Prices: Selected Food Commodities - 9 August 2021

Item	Unit	Wholesale Prices				Retail Prices					
		Pettah		Dambulla		Pettah		Dambulla		Narahenpita	
		Last Friday 06.08.2021	Today	Last Friday 06.08.2021	Today	Last Friday 06.08.2021	Today	Last Friday 06.08.2021	Today	Last Friday 06.08.2021	Today
<b>V E G E T A B L E S</b>											
Beans	Rs./kg	255.00	255.00	195.00	195.00	280.00	275.00	215.00	215.00	240.00	280.00
Carrot	Rs./kg	110.00	110.00	105.00	123.00	140.00	140.00	125.00	143.00	200.00	160.00
Cabbage	Rs./kg	130.00	125.00	105.00	113.00	160.00	155.00	125.00	133.00	240.00	200.00
Tomato	Rs./kg	50.00	55.00	63.00	55.00	75.00	75.00	90.00	75.00	140.00	140.00
Brinjal	Rs./kg	160.00	160.00	205.00	185.00	180.00	180.00	225.00	205.00	280.00	280.00
Pumpkin	Rs./kg	90.00	90.00	115.00	115.00	120.00	120.00	135.00	135.00	200.00	180.00
Snake gourd	Rs./kg	150.00	150.00	105.00	115.00	180.00	180.00	125.00	135.00	240.00	280.00
Green Chilli	Rs./kg	170.00	170.00	168.00	165.00	210.00	210.00	188.00	185.00	380.00	320.00
Lime	Rs./kg	75.00	75.00	95.00	105.00	100.00	100.00	115.00	125.00	240.00	200.00
<b>O T H E R</b>											
Red Onion (Local)	Rs./kg	204.00	196.00	165.00	178.00	280.00	265.00	175.00	193.00	n.a.	n.a.
Red Onion (Imp)	Rs./kg	210.00	215.00	175.00	138.00	280.00	265.00	185.00	148.00	360.00	320.00
Big Onion (Local)	Rs./kg	n.a.	n.a.	n.a.	n.a.	n.a.	n.a.	n.a.	n.a.	n.a.	n.a.
Big Onion (Imp)	Rs./kg	87.00	81.00	83.00	93.00	105.00	97.00	93.00	103.00	130.00	120.00
Potato (Local)	Rs./kg	174.00	188.00	145.00	163.00	200.00	200.00	155.00	173.00	240.00	240.00
Potato (Imp)	Rs./kg	128.00	138.00			160.00	160.00			140.00	140.00
Dried Chilli (Imp)	Rs./kg	493.00	493.00	n.a.	505.00	530.00	530.00	n.a.	515.00	560.00	570.00
Coconut (Avg.)	Rs./Nut	72.00	72.00	61.00	59.00	90.00	90.00	66.00	64.00	85.00	85.00
Coconut oil	Rs./Ltr	491.00	500.00			550.00	550.00			570.00	570.00
Dhal	Rs./kg	182.00	190.00			195.00	n.a.			200.00	210.00
Sugar (White)	Rs./kg	130.00	145.00			n.a.	n.a.			135.00	145.00
Egg (White)	Rs./Each	18.50	18.50			19.00	19.00			20.00	20.00
Katta	Rs./kg	1,175.00	1,175.00			1,300.00	1,300.00			1,800.00	1,800.00
Sprat	Rs./kg	630.00	585.00			n.a.	600.00			1,000.00	1,000.00
<b>F R U I T S</b>											
Banana (Sour)	Rs./kg	55.00	55.00	38.00	43.00	80.00	80.00	58.00	63.00	100.00	100.00
Papaw	Rs./kg	110.00	110.00	58.00	55.00	140.00	140.00	78.00	75.00	160.00	160.00
Pineapple	Rs./kg	n.a.	n.a.	78.00	68.00	120.00	115.00	98.00	88.00	130.00	150.00
Apple (Imp)	Rs./Each			n.a.	n.a.	50.00	50.00	n.a.	n.a.	80.00	80.00
Orange (Imp)	Rs./Each			n.a.	n.a.	75.00	75.00	n.a.	n.a.	120.00	n.a.
<b>R I C E</b>											
				<b>Marandagahamula</b>							
Samba	Rs./kg	120.00	120.00	113.00	113.00	140.00	140.00	n.a.	145.00	125.00	125.00
Nadu	Rs./kg	102.00	104.00	99.00	99.00	108.00	108.00	n.a.	103.00	110.00	110.00
Kekulu (White)	Rs./kg	98.00	98.00	95.00	95.00	108.00	108.00	n.a.	99.00	93.00	93.00
Kekulu (Red)	Rs./kg	89.00	90.00	95.00	95.00	100.00	100.00	n.a.	100.00	93.00	93.00
<b>F I S H</b>											
		<b>Peliyagoda</b>		<b>Negombo</b>		<b>Peliyagoda</b>		<b>Negombo</b>			
Kelawalla	Rs./kg	530.00	700.00	650.00	650.00	n.a.	n.a.	920.00	920.00	1,280.00	1,300.00
Thalapath	Rs./kg	1,150.00	n.a.	n.a.	930.00	n.a.	n.a.	n.a.	1,150.00	1,280.00	1,700.00
Balaya	Rs./kg	420.00	420.00	n.a.	n.a.	n.a.	n.a.	n.a.	n.a.	440.00	560.00
Paraw	Rs./kg	n.a.	680.00	590.00	600.00	n.a.	n.a.	990.00	1,100.00	900.00	860.00
Salaya	Rs./kg	190.00	280.00	220.00	n.a.	n.a.	n.a.	280.00	n.a.	380.00	360.00
Hurulla	Rs./kg	530.00	n.a.	n.a.	n.a.	n.a.	n.a.	n.a.	n.a.	650.00	640.00

Price increased by more than 5% compared to last Friday's price.

Price decreased by more than 5% compared to last Friday's price.

Note : Wholesale prices of Dambulla indicate the prices of the Dambulla Economic Centre, while retail prices of Dambulla indicate the prices obtained from retailers operating in Dambulla city.

Retail prices of Peliyagoda fish market were not available last Friday and today.