
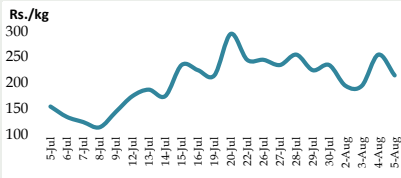

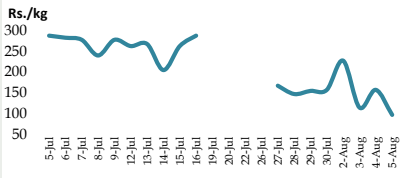
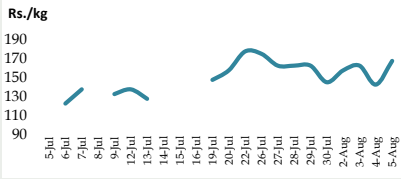

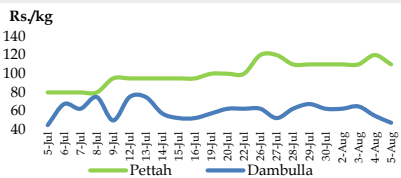


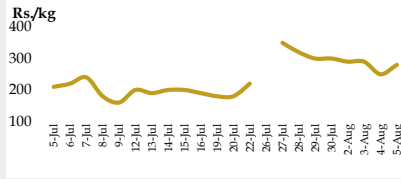


Daily Price Report

A Summary of Price¹ Developments - 5 August 2021

		Price (Rs./kg)	
		Yesterday	Today
Vegetable 	<p>Prices of most vegetable varieties increased in Dambulla market compared to yesterday due to low supply from other districts.</p>		
	<p>Price of Beans decreased in Dambulla market compared to yesterday due to favourable supply from Nuwara Eliya and Naula areas.</p>  <p style="text-align: right;">▼ Dambulla : 255.00 215.00</p>		
Other 	<p>Price of Imported Red Onion decreased in Dambulla market compared to yesterday due to availability of local varieties.</p>  <p style="text-align: right;">▼ Dambulla : 158.00 98.00</p>		
	<p>Price of Local Potato increased in Dambulla market compared to yesterday due to low supply from Jaffna and Welimada areas.</p>  <p style="text-align: right;">▲ Dambulla : 143.00 168.00</p>		
Fruits 	<p>Price of Papaw decreased in both Pettah and Dambulla markets compared to yesterday due to favourable supply from Sooriyawewa area.</p>  <p style="text-align: right;">▼ Pettah : 120.00 110.00 Dambulla : 55.00 48.00</p>		
Fish 	<p>Price of Balaya increased in Negombo market compared to yesterday due to availability of a larger variety.</p>  <p style="text-align: right;">▲ Negombo : 340.000 450.00</p>		
	<p>Price of Salaya increased in Negombo market compared to yesterday due to availability of a larger variety.</p>  <p style="text-align: right;">▲ Negombo : 250.000 280.00</p>		

1 : The above mentioned prices denote the wholesale prices in relevant markets.

Wholesale and Retail Prices: Selected Food Commodities - 5 August 2021

Item	Unit	Wholesale Prices				Retail Prices					
		Pettah		Dambulla		Pettah		Dambulla		Narahenpita	
		Yesterday	Today	Yesterday	Today	Yesterday	Today	Yesterday	Today	Yesterday	Today
V E G E T A B L E S											
Beans	Rs./kg	255.00	255.00	255.00	215.00	280.00	280.00	275.00	235.00	280.00	320.00
Carrot	Rs./kg	110.00	110.00	95.00	125.00	140.00	140.00	115.00	145.00	160.00	200.00
Cabbage	Rs./kg	125.00	130.00	115.00	115.00	160.00	160.00	135.00	135.00	200.00	240.00
Tomato	Rs./kg	50.00	50.00	58.00	58.00	80.00	75.00	78.00	78.00	100.00	140.00
Brinjal	Rs./kg	160.00	160.00	165.00	195.00	190.00	180.00	185.00	215.00	240.00	280.00
Pumpkin	Rs./kg	90.00	90.00	83.00	95.00	120.00	120.00	103.00	115.00	160.00	160.00
Snake gourd	Rs./kg	150.00	150.00	105.00	115.00	180.00	180.00	125.00	135.00	200.00	240.00
Green Chilli	Rs./kg	160.00	160.00	195.00	200.00	200.00	200.00	215.00	220.00	240.00	360.00
Lime	Rs./kg	75.00	75.00	95.00	115.00	100.00	100.00	115.00	135.00	120.00	240.00
O T H E R											
Red Onion (Local)	Rs./kg	215.00	211.00	148.00	158.00	280.00	290.00	158.00	168.00	n.a.	n.a.
Red Onion (Imp)	Rs./kg	198.00	198.00	158.00	98.00	280.00	280.00	168.00	108.00	320.00	360.00
Big Onion (Local)	Rs./kg	n.a.	n.a.	n.a.	n.a.	n.a.	n.a.	n.a.	n.a.	n.a.	n.a.
Big Onion (Imp)	Rs./kg	85.00	83.00	93.00	93.00	97.00	101.00	103.00	103.00	120.00	140.00
Potato (Local)	Rs./kg	173.00	174.00	143.00	168.00	200.00	200.00	153.00	178.00	240.00	240.00
Potato (Imp)	Rs./kg	125.00	126.00			160.00	148.00			150.00	150.00
Dried Chilli (Imp)	Rs./kg	493.00	493.00	520.00	n.a.	530.00	535.00	530.00	n.a.	560.00	560.00
Coconut (Avg.)	Rs./Nut	72.00	72.00	54.00	54.00	90.00	90.00	59.00	59.00	80.00	85.00
Coconut oil	Rs./Ltr	500.00	491.00			550.00	550.00			620.00	620.00
Dhal	Rs./kg	182.00	183.00			195.00	195.00			200.00	200.00
Sugar (White)	Rs./kg	129.00	129.00			130.00	133.00			135.00	135.00
Egg (White)	Rs./Each	18.00	18.00			18.50	18.50			20.00	20.00
Katta	Rs./kg	1,175.00	1,175.00			1,300.00	1,300.00			1,700.00	1,800.00
Sprat	Rs./kg	633.00	628.00			n.a.	n.a.			1,000.00	1,000.00
F R U I T S											
Banana (Sour)	Rs./kg	55.00	55.00	33.00	43.00	80.00	80.00	53.00	63.00	100.00	100.00
Papaw	Rs./kg	120.00	110.00	55.00	48.00	140.00	140.00	75.00	68.00	160.00	160.00
Pineapple	Rs./kg	n.a.	n.a.	75.00	65.00	120.00	120.00	95.00	85.00	130.00	130.00
Apple (Imp)	Rs./Each			n.a.	n.a.	50.00	50.00	n.a.	n.a.	80.00	80.00
Orange (Imp)	Rs./Each			n.a.	n.a.	70.00	75.00	n.a.	n.a.	100.00	n.a.
R I C E											
				Marandagahamula							
Samba	Rs./kg	125.00	120.00	113.00	113.00	140.00	139.00	145.00	145.00	125.00	123.00
Nadu	Rs./kg	102.00	101.00	99.00	99.00	108.00	108.00	103.00	103.00	110.00	110.00
Kekulu (White)	Rs./kg	98.00	99.00	97.00	96.00	108.00	108.00	99.00	99.00	93.00	93.00
Kekulu (Red)	Rs./kg	91.00	89.00	96.00	93.00	100.00	99.00	100.00	100.00	93.00	93.00
F I S H											
		Peliyagoda		Negombo		Peliyagoda		Negombo			
Kelawalla	Rs./kg	650.00	700.00	650.00	650.00	n.a.	n.a.	920.00	950.00	1,400.00	1,280.00
Thalapath	Rs./kg	1,100.00	1,100.00	900.00	900.00	n.a.	n.a.	1,100.00	1,100.00	1,700.00	1,280.00
Balaya	Rs./kg	420.00	350.00	340.00	450.00	n.a.	n.a.	460.00	550.00	490.00	520.00
Paraw	Rs./kg	700.00	625.00	n.a.	580.00	n.a.	n.a.	n.a.	990.00	1,100.00	900.00
Salaya	Rs./kg	220.00	220.00	250.00	280.00	n.a.	n.a.	330.00	350.00	360.00	380.00
Hurulla	Rs./kg	480.00	480.00	450.00	450.00	n.a.	n.a.	580.00	570.00	640.00	600.00

Price increased by more than 5% compared to yesterday's price.

Price decreased by more than 5% compared to yesterday's price.

Note : Wholesale prices of Dambulla indicate the prices of the Dambulla Economic Centre, while retail prices of Dambulla indicate the prices obtained from retailers operating in Dambulla city.

Retail prices of Peliyagoda fish market were not available yesterday and today.