
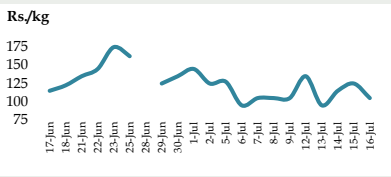

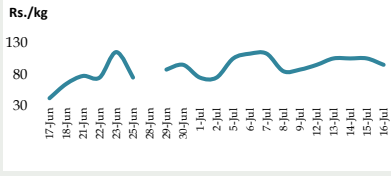

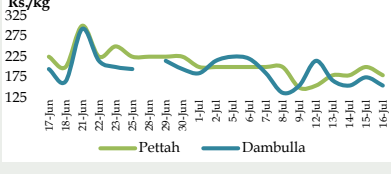

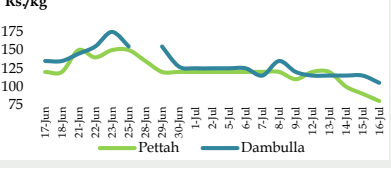


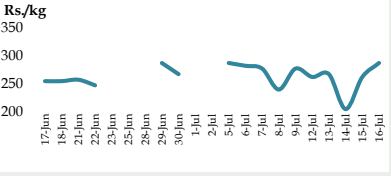


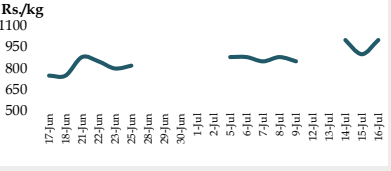



# Daily Price Report

A Summary of Price<sup>1</sup> Developments - 16 July 2021

		Price (Rs./kg)			
		Yesterday	Today		
<b>Vegetable</b>  	Price of <b>Carrot</b> decreased in <b>Dambulla</b> market compared to yesterday due to <b>favourable supply</b> from <b>Nuwara Eliya</b> and <b>Ragala</b> areas.			<b>Dambulla :</b>	125.00    105.00
	Price of <b>Pumpkin</b> decreased in <b>Dambulla</b> market compared to yesterday due to <b>favourable supply</b> from <b>Galenbindunuwewa</b> and <b>Mahiyanganaya</b> areas.			<b>Dambulla :</b>	105.00    95.00
	Price of <b>Green Chilli</b> decreased in both <b>Pettah</b> and <b>Dambulla</b> markets compared to yesterday due to <b>favourable supply</b> from <b>Jaffna</b> , and <b>Anuradhapura</b> and <b>Puttalam</b> areas, respectively.			<b>Pettah :</b> <b>Dambulla :</b>	200.00    180.00 175.00    155.00
	Price of <b>Lime</b> decreased in <b>Pettah</b> and <b>Dambulla</b> markets compared to yesterday due to <b>favourable supply</b> from <b>Monaragala</b> and <b>Bibile</b> areas.			<b>Pettah :</b> <b>Dambulla :</b>	90.00    80.00 115.00    105.00
<b>Other</b>  	Price of <b>Imported Red Onion</b> increased in <b>Dambulla</b> market compared to yesterday due to <b>availability of a high quality variety</b> from <b>India</b> .			<b>Dambulla :</b>	263.00    288.00
<b>Fish</b>  	Price of <b>Thalapath</b> increased in <b>Peliyagoda</b> market compared to yesterday due to <b>low supply with unfavourable weather conditions</b> .			<b>Peliyagoda :</b>	900.00    1000.00

1 : The above mentioned prices denote the **wholesale prices** in relevant markets.

## Wholesale and Retail Prices: Selected Food Commodities - 16 July 2021

Item	Unit	Wholesale Prices				Retail Prices					
		Pettah		Dambulla		Pettah		Dambulla		Narahenpita	
		Yesterday	Today	Yesterday	Today	Yesterday	Today	Yesterday	Today	Yesterday	Today
<b>V E G E T A B L E S</b>											
Beans	Rs./kg	220.00	210.00	235.00	225.00	270.00	250.00	255.00	245.00	240.00	240.00
Carrot	Rs./kg	100.00	100.00	125.00	105.00	140.00	140.00	145.00	125.00	160.00	160.00
Cabbage	Rs./kg	100.00	105.00	95.00	105.00	135.00	145.00	115.00	125.00	180.00	180.00
Tomato	Rs./kg	75.00	75.00	53.00	53.00	100.00	100.00	73.00	73.00	120.00	120.00
Brinjal	Rs./kg	100.00	110.00	103.00	105.00	140.00	140.00	123.00	125.00	180.00	200.00
Pumpkin	Rs./kg	90.00	90.00	105.00	95.00	120.00	120.00	125.00	115.00	150.00	160.00
Snake gourd	Rs./kg	130.00	130.00	75.00	128.00	160.00	160.00	95.00	148.00	220.00	240.00
Green Chilli	Rs./kg	200.00	180.00	175.00	155.00	250.00	220.00	195.00	175.00	350.00	300.00
Lime	Rs./kg	90.00	80.00	115.00	105.00	120.00	110.00	135.00	125.00	240.00	200.00
<b>O T H E R</b>											
Red Onion (Local)	Rs./kg	270.00	268.00	225.00	248.00	300.00	300.00	235.00	258.00	n.a.	n.a.
Red Onion (Imp)	Rs./kg	247.00	243.00	263.00	288.00	270.00	270.00	273.00	298.00	380.00	360.00
Big Onion (Local)	Rs./kg	n.a.	n.a.	n.a.	n.a.	n.a.	n.a.	n.a.	n.a.	n.a.	n.a.
Big Onion (Imp)	Rs./kg	76.00	79.00	78.00	78.00	97.00	97.00	88.00	88.00	110.00	120.00
Potato (Local)	Rs./kg	181.00	182.00	178.00	n.a.	200.00	200.00	188.00	n.a.	220.00	220.00
Potato (Imp)	Rs./kg	130.00	131.00			155.00	155.00			145.00	160.00
Dried Chilli (Imp)	Rs./kg	480.00	480.00	n.a.	538.00	530.00	530.00	n.a.	548.00	560.00	580.00
Coconut (Avg.)	Rs./Nut	68.00	68.00	55.00	55.00	93.00	90.00	60.00	60.00	75.00	78.00
Coconut oil	Rs./Ltr	590.00	556.00			600.00	575.00			620.00	640.00
Dhal	Rs./kg	188.00	188.00			210.00	210.00			210.00	210.00
Sugar (White)	Rs./kg	124.00	124.00			135.00	135.00			125.00	128.00
Egg (White)	Rs./Each	16.50	16.50			17.50	17.00			19.50	19.50
Katta	Rs./kg	1,088.00	1,100.00			1,300.00	1,300.00			1,600.00	1,700.00
Sprat	Rs./kg	645.00	600.00			n.a.	n.a.			880.00	880.00
<b>F R U I T S</b>											
Banana (Sour)	Rs./kg	45.00	45.00	33.00	45.00	80.00	80.00	53.00	65.00	100.00	100.00
Papaw	Rs./kg	95.00	95.00	53.00	53.00	120.00	120.00	73.00	73.00	150.00	150.00
Pineapple	Rs./kg	n.a.	n.a.	105.00	98.00	115.00	115.00	125.00	118.00	140.00	150.00
Apple (Imp)	Rs./Each			n.a.	n.a.	50.00	50.00	n.a.	n.a.	70.00	70.00
Orange (Imp)	Rs./Each			n.a.	n.a.	60.00	60.00	n.a.	n.a.	70.00	70.00
<b>R I C E</b>											
Marandagahamula											
Samba	Rs./kg	138.00	135.00	120.00	121.00	150.00	150.00	150.00	150.00	150.00	145.00
Nadu	Rs./kg	112.00	112.00	103.00	103.00	120.00	120.00	110.00	110.00	125.00	115.00
Kekulu (White)	Rs./kg	108.00	110.00	101.00	101.00	115.00	115.00	105.00	105.00	115.00	110.00
Kekulu (Red)	Rs./kg	100.00	100.00	97.00	97.00	115.00	115.00	100.00	100.00	100.00	100.00
<b>F I S H</b>											
Peliyagoda      Negombo											
Kelawalla	Rs./kg	700.00	800.00	670.00	670.00	n.a.	n.a.	920.00	920.00	1,400.00	1,300.00
Thalapath	Rs./kg	900.00	1,000.00	n.a.	950.00	n.a.	n.a.	n.a.	1,100.00	1,400.00	1,000.00
Balaya	Rs./kg	550.00	530.00	500.00	n.a.	n.a.	n.a.	590.00	n.a.	900.00	n.a.
Paraw	Rs./kg	800.00	650.00	600.00	500.00	n.a.	n.a.	980.00	840.00	660.00	980.00
Salaya	Rs./kg	180.00	180.00	200.00	190.00	n.a.	n.a.	260.00	260.00	360.00	280.00
Hurulla	Rs./kg	n.a.	500.00	500.00	500.00	n.a.	n.a.	590.00	620.00	620.00	590.00

■ Price increased by more than 5% compared to yesterday's price.

■ Price decreased by more than 5% compared to yesterday's price.

Note : Wholesale prices of Dambulla indicate the prices of the Dambulla Economic Centre, while retail prices of Dambulla indicate the prices obtained from retailers operating in Dambulla city.

Retail prices of Peliyagoda fish market were not available yesterday and today.