
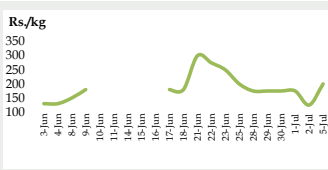
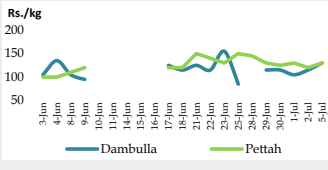
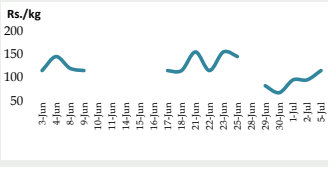
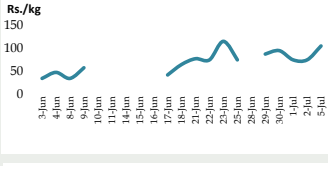

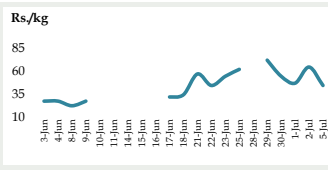

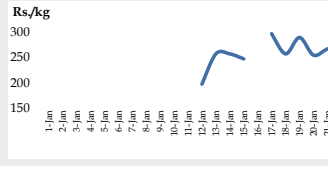
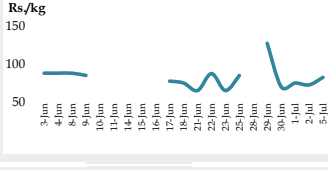
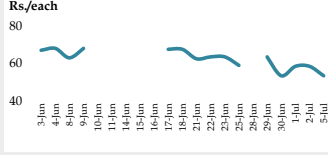


Daily Price Report

A Summary of Price¹ Developments - 5 July 2021

		Price (Rs./kg)	
		Last Friday 02.07.2021	Today
Vegetable 	<p>Price of Beans increased in Pettah market compared to last Friday due to low supply from Nuwara Eliya area.</p>		<p>▲ Pettah : 125.00 200.00</p>
	<p>Price of Cabbage increased in both Pettah and Dambulla markets compared to last Friday due to low supply from Nuwara Eliya and Theldeniya areas respectively.</p>		<p>▲ Pettah : 120.00 Dambulla : 115.00 130.00</p>
	<p>Price of Brinjal increased in Dambulla market compared to last Friday due to low supply from Galenbindunuwewa area.</p>		<p>▲ Dambulla : 95.00 115.00</p>
	<p>Price of Pumpkin increased in Dambulla markets compared to last Friday due to low supply from Mahiyanganaya area.</p>		<p>▲ Dambulla : 75.00 105.00</p>
Fruits 	<p>Price of Papaw decreased in Dambulla market compared to last Friday due to favourable supply from Sooriyawewa area.</p>		<p>▼ Dambulla : 65.00 45.00</p>
Other 	<p>Price of Local Red Onion increased in Dambulla market compared to last Friday due to availability of a high quality variety from Trincomalee area.</p>		<p>▲ Dambulla : 255.00 268.00</p>
	<p>Price of Imported Big Onion increased in Dambulla market compared to last Friday due to availability of high quality varieties from India and Pakistan.</p>		<p>▲ Dambulla : 73.00 83.00</p>
	<p>Price of Coconut decreased in Dambulla market compared to last Friday due to favourable supply from Kurunegala and Melsiripura areas.</p>		<p>▼ Dambulla : 59.00 54.00</p>

1 : The above mentioned prices denote the **wholesale prices** in relevant markets.

Wholesale and Retail Prices: Selected Food Commodities - 5 July 2021

Item	Unit	Wholesale Prices				Retail Prices					
		Pettah		Dambulla		Pettah		Dambulla		Narahenpita	
		Last Friday 02.07.2021	Today	Last Friday 02.07.2021	Today	Last Friday 02.07.2021	Today	Last Friday 02.07.2021	Today	Last Friday 02.07.2021	Today
V E G E T A B L E S											
Beans	Rs./kg	125.00	200.00	148.00	155.00	230.00	240.00	168.00	175.00	200.00	160.00
Carrot	Rs./kg	120.00	125.00	125.00	128.00	150.00	155.00	145.00	148.00	160.00	160.00
Cabbage	Rs./kg	120.00	130.00	115.00	130.00	140.00	170.00	135.00	150.00	200.00	200.00
Tomato	Rs./kg	100.00	100.00	95.00	75.00	120.00	130.00	115.00	95.00	140.00	140.00
Brinjal	Rs./kg	120.00	120.00	95.00	115.00	160.00	160.00	115.00	135.00	240.00	160.00
Pumpkin	Rs./kg	70.00	70.00	75.00	105.00	100.00	100.00	95.00	125.00	140.00	160.00
Snake gourd	Rs./kg	120.00	140.00	105.00	105.00	140.00	170.00	125.00	125.00	240.00	200.00
Green Chilli	Rs./kg	200.00	200.00	215.00	225.00	250.00	250.00	235.00	245.00	350.00	400.00
Lime	Rs./kg	120.00	120.00	125.00	125.00	160.00	160.00	145.00	145.00	250.00	280.00
O T H E R											
Red Onion (Local)	Rs./kg	268.00	272.00	255.00	268.00	320.00	280.00	265.00	278.00	n.a.	340.00
Red Onion (Imp)	Rs./kg	264.00	254.00	n.a.	288.00	320.00	300.00	n.a.	298.00	400.00	n.a.
Big Onion (Local)	Rs./kg	n.a.	n.a.	n.a.	n.a.	n.a.	n.a.	n.a.	n.a.	n.a.	n.a.
Big Onion (Imp)	Rs./kg	79.00	81.00	73.00	83.00	93.00	95.00	83.00	93.00	120.00	120.00
Potato (Local)	Rs./kg	159.00	164.00	148.00	n.a.	170.00	180.00	158.00	n.a.	200.00	220.00
Potato (Imp)	Rs./kg	127.00	129.00			140.00	140.00			160.00	130.00
Dried Chilli (Imp)	Rs./kg	513.00	513.00	508.00	n.a.	530.00	530.00	518.00	n.a.	560.00	600.00
Coconut (Avg.)	Rs./Nut	70.00	68.00	59.00	54.00	93.00	93.00	64.00	59.00	58.00	90.00
Coconut oil	Rs./Ltr	546.00	560.00			680.00	680.00			693.00	600.00
Dhal	Rs./kg	192.00	192.00			210.00	210.00			200.00	210.00
Sugar (White)	Rs./kg	125.00	129.00			n.a.	n.a.			125.00	130.00
Egg (White)	Rs./Each	17.00	17.00			17.50	17.50			19.50	19.50
Katta	Rs./kg	1,040.00	1,100.00			1,300.00	1,300.00			1,800.00	1,800.00
Sprat	Rs./kg	567.00	567.00			575.00	575.00			1,000.00	1,000.00
F R U I T S											
Banana (Sour)	Rs./kg	45.00	45.00	38.00	28.00	80.00	80.00	58.00	48.00	100.00	100.00
Papaw	Rs./kg	80.00	80.00	65.00	45.00	95.00	100.00	85.00	65.00	150.00	150.00
Pineapple	Rs./kg	n.a.	n.a.	73.00	85.00	105.00	105.00	93.00	105.00	200.00	160.00
Apple (Imp)	Rs./Each			n.a.	n.a.	50.00	50.00	n.a.	n.a.	70.00	70.00
Orange (Imp)	Rs./Each			n.a.	n.a.	60.00	60.00	n.a.	n.a.	50.00	50.00
R I C E											
				Marandaghamula							
Samba	Rs./kg	140.00	140.00	133.00	120.00	145.00	145.00	155.00	150.00	155.00	155.00
Nadu	Rs./kg	116.00	116.00	108.00	105.00	120.00	120.00	120.00	120.00	120.00	125.00
Kekulu (White)	Rs./kg	109.00	109.00	107.00	103.00	112.00	112.00	110.00	110.00	110.00	120.00
Kekulu (Red)	Rs./kg	99.00	98.00	97.00	97.00	105.00	105.00	105.00	105.00	n.a.	100.00
F I S H											
		Peliyagoda		Negombo		Peliyagoda		Negombo			
Kelawalla	Rs./kg	580.00	600.00	550.00	560.00	n.a.	n.a.	780.00	790.00	1,180.00	1,180.00
Thalapath	Rs./kg	n.a.	880.00	770.00	850.00	n.a.	n.a.	1,100.00	1,050.00	1,150.00	1,150.00
Balaya	Rs./kg	400.00	400.00	380.00	n.a.	n.a.	n.a.	510.00	440.00	420.00	400.00
Paraw	Rs./kg	650.00	600.00	580.00	n.a.	n.a.	n.a.	980.00	n.a.	900.00	n.a.
Salaya	Rs./kg	200.00	230.00	220.00	210.00	n.a.	n.a.	310.00	290.00	340.00	300.00
Hurulla	Rs./kg	550.00	400.00	430.00	480.00	n.a.	n.a.	550.00	590.00	750.00	650.00

■ Price increased by more than 5% compared to last Friday's price.

■ Price decreased by more than 5% compared to last Friday's price.

Note : Wholesale prices of Dambulla indicate the prices of the Dambulla Economic Centre, while retail prices of Dambulla indicate the prices obtained from retailers operating in Dambulla city.

Retail prices of Peliyagoda fish market were not available last Friday and today.