

Daily Price Report

A Summary of Price¹ Developments - 22 June 2021

Price (Rs./kg)

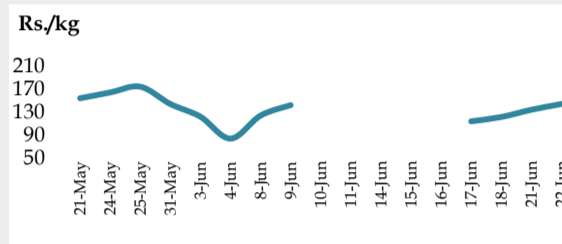
Yesterday Today

Vegetables



Prices of most vegetable varieties decreased in Pettah market compared to yesterday reportedly due to low demand. Meanwhile, prices of most vegetable varieties decreased in Dambulla market compared to yesterday due to favourable supply from other districts and neighboring areas of Dambulla.

Price of **Carrot** increased in **Dambulla** market compared to yesterday due to **low supply** from **Nuwara Eliya** and **Ragala** areas.



Dambulla :

135.00

145.00

Other



Price of **Local Red Onion** increased in **Dambulla** market compared to yesterday due to **availability of a high quality variety** from **Jaffna** area.

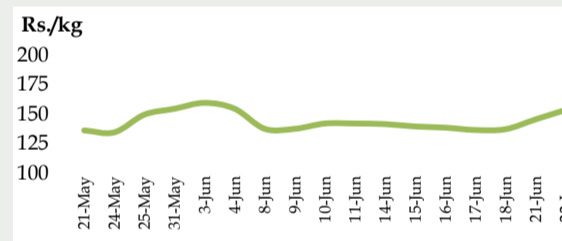


Dambulla :

198.00

258.00

Price of **Local Potato** increased in **Pettah** market compared to yesterday due to **availability of a high quality variety** from **Nuwara Eliya** area.

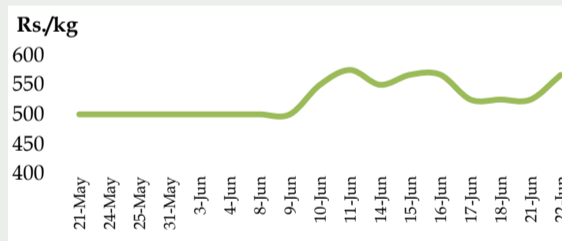


Pettah :

146.00

154.00

Price of **Sprats** increased in **Pettah** market compared to yesterday due to **low availability of imported varieties**.



Pettah :

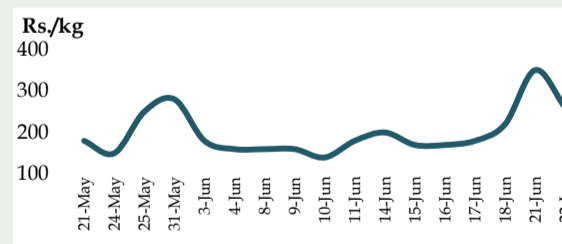
525.00

567.00

Fish



Price of **Salaya** decreased in **Peliyagoda** market compared to yesterday due to **favourable supply** from **Northern coastal** area.

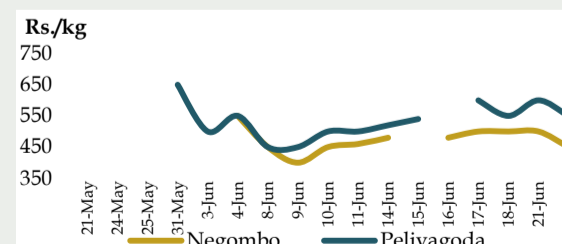


Peliyagoda :

350.00

260.00

Price of **Hurulla** decreased in both **Peliyagoda** and **Negombo** markets compared to yesterday due to **favourable supply** from **Northern coastal** area.



Peliyagoda :
Negombo :

600.00

500.00

550.00

450.00

1 : The above mentioned prices denote the **wholesale prices** in relevant markets.

Wholesale and Retail Prices: Selected Food Commodities - 22 June 2021

Item	Unit	Wholesale Prices				Retail Prices					
		Pettah		Dambulla		Pettah		Dambulla		Narahenpita	
		Yesterday	Today	Yesterday	Today	Yesterday	Today	Yesterday	Today	Yesterday	Today
V E G E T A B L E S											
Beans	Rs./kg	300.00	275.00	295.00	265.00	340.00	320.00	n.a.	285.00	360.00	320.00
Carrot	Rs./kg	150.00	150.00	135.00	145.00	180.00	180.00	n.a.	165.00	200.00	180.00
Cabbage	Rs./kg	150.00	140.00	125.00	115.00	180.00	170.00	n.a.	135.00	180.00	200.00
Tomato	Rs./kg	150.00	110.00	105.00	115.00	200.00	140.00	n.a.	135.00	160.00	180.00
Brinjal	Rs./kg	150.00	135.00	155.00	115.00	200.00	160.00	n.a.	135.00	240.00	240.00
Pumpkin	Rs./kg	40.00	60.00	78.00	75.00	60.00	90.00	n.a.	95.00	120.00	100.00
Snake gourd	Rs./kg	150.00	145.00	245.00	135.00	200.00	180.00	n.a.	155.00	240.00	200.00
Green Chilli	Rs./kg	300.00	225.00	293.00	215.00	350.00	300.00	n.a.	235.00	360.00	480.00
Lime	Rs./kg	150.00	140.00	145.00	155.00	200.00	190.00	n.a.	175.00	300.00	280.00
O T H E R											
Red Onion (Local)	Rs./kg	258.00	255.00	198.00	258.00	280.00	280.00	n.a.	268.00	n.a.	n.a.
Red Onion (Imp)	Rs./kg	266.00	274.00	258.00	248.00	320.00	320.00	n.a.	258.00	380.00	380.00
Big Onion (Local)	Rs./kg	n.a.	n.a.	n.a.	n.a.	n.a.	n.a.	n.a.	n.a.	n.a.	n.a.
Big Onion (Imp)	Rs./kg	84.00	81.00	65.00	88.00	95.00	95.00	n.a.	98.00	100.00	120.00
Potato (Local)	Rs./kg	146.00	154.00	148.00	138.00	160.00	160.00	n.a.	148.00	200.00	200.00
Potato (Imp)	Rs./kg	122.00	123.00			140.00	140.00			140.00	n.a.
Dried Chilli (Imp)	Rs./kg	480.00	483.00	n.a.	n.a.	530.00	530.00	n.a.	n.a.	n.a.	n.a.
Coconut (Avg.)	Rs./Nut	75.00	75.00	63.00	64.00	93.00	93.00	n.a.	69.00	80.00	80.00
Coconut oil	Rs./Ltr	574.00	574.00			680.00	680.00			n.a.	n.a.
Dhal	Rs./kg	190.00	190.00			210.00	210.00			210.00	210.00
Sugar (White)	Rs./kg	112.00	111.00			120.00	120.00			120.00	n.a.
Egg (White)	Rs./Each	18.75	18.50			19.75	19.50			19.50	19.50
Katta	Rs./kg	1,050.00	1,100.00			1,300.00	1,300.00			1,600.00	1,600.00
Sprat	Rs./kg	525.00	567.00			575.00	575.00			800.00	n.a.
F R U I T S											
Banana (Sour)	Rs./kg	45.00	45.00	38.00	38.00	65.00	70.00	n.a.	58.00	100.00	80.00
Papaw	Rs./kg	55.00	70.00	58.00	45.00	80.00	90.00	n.a.	65.00	120.00	120.00
Pineapple	Rs./kg	n.a.	n.a.	78.00	65.00	85.00	85.00	n.a.	85.00	110.00	150.00
Apple (Imp)	Rs./Each			n.a.	n.a.	50.00	50.00	n.a.	n.a.		
Orange (Imp)	Rs./Each			n.a.	n.a.	60.00	60.00	n.a.	n.a.		
R I C E											
				Marandagahamula							
Samba	Rs./kg	143.00	140.00	148.00	144.00	145.00	145.00	n.a.	150.00	155.00	155.00
Nadu	Rs./kg	118.00	118.00	116.00	113.00	120.00	120.00	n.a.	120.00	125.00	125.00
Kekulu (White)	Rs./kg	111.00	111.00	109.00	108.00	112.00	112.00	n.a.	115.00	120.00	120.00
Kekulu (Red)	Rs./kg	97.00	98.00	99.00	99.00	105.00	105.00	n.a.	110.00	105.00	105.00
F I S H											
		Peliyagoda		Negombo		Peliyagoda		Negombo			
Kelawalla	Rs./kg	600.00	600.00	550.00	550.00	n.a.	n.a.	780.00	780.00	620.00	620.00
Thalapath	Rs./kg	880.00	850.00	850.00	840.00	n.a.	n.a.	1,100.00	1,100.00	1,150.00	1,150.00
Balaya	Rs./kg	420.00	420.00	400.00	400.00	n.a.	n.a.	520.00	520.00	480.00	480.00
Paraw	Rs./kg	700.00	650.00	650.00	n.a.	n.a.	n.a.	1,150.00	n.a.	950.00	950.00
Salaya	Rs./kg	350.00	260.00	280.00	280.00	n.a.	n.a.	340.00	340.00	380.00	380.00
Hurulla	Rs./kg	600.00	550.00	500.00	450.00	n.a.	n.a.	580.00	570.00	750.00	750.00

■ Price increased by more than 5% compared to yesterday's price.

■ Price decreased by more than 5% compared to yesterday's price.

Note :

Wholesale prices of Dambulla indicate the prices of the Dambulla Economic Centre, while retail prices of Dambulla indicate the prices obtained from retailers operating in Dambulla city.

Retail Prices of Dambulla market were not available yesterday.

Retail prices of Peliyagoda fish market were not available yesterday and today.